

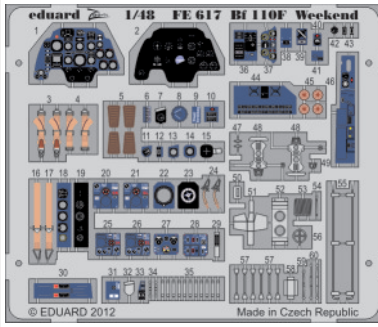








Bf 110F Nachtjäger Weekend



FE617

1/48 scale detail set for Eduard kit • sada detailů pro model Eduard 1/48



-  SYMMETRICAL ASSEMBLY
SYMETRICKÁ MONTÁŽ
-  REMOVE
ODSTRANIT
-  BEND
OHNOUT
-  REPLACE
NAHRADIT
-  GRIND
OBROUSIT
-  OPTION
VOLBA

ORIGINAL KIT PARTS
PŮVODNÍ DÍLY STAVEBNICE

PHOTO-ETCHED PARTS
LEPTANÉ DÍLY

PARTS TO BE REMOVED
DÍLY K ODSTRANĚNÍ

FILL
TMELIT

Seat Assembly: Diagrams show the installation of seat backrest (B17) and seat base (G38, J14, S36). Photo-etched parts 16, 17, 18, 19, 24, 48, 50, 54, and 56 are used. Original kit parts 3, 4, 5, 14, 15, 17, 18, 19, 24, 28, 39, 42, 46, 47, 51, 52, 53, 54, 55, 56, 57, 58, 59, 60, 61 are also shown. A red part (J25) is marked for removal. A green part (J28) is marked for filling.

Instrument Panel Assembly: Diagrams show the installation of the instrument panel (J29) and its base (G55). Photo-etched parts 39, 46, 47, 48, 54, and 56 are used. Original kit parts 39, 42, 46, 47, 51, 52, 53, 54, 55, 56, 57, 58, 59, 60, 61 are also shown. A red part (J29) is marked for removal. A green part (J28) is marked for filling.

Diagram showing the assembly of the instrument panel base (C29). Photo-etched parts 29, 30, 34, 59, 60, and 10 are used. Original kit parts 29, 30, 34, 59, 60, 10 are also shown.

Diagram showing the assembly of engine details (G20, G32). Photo-etched parts 57 and 6 are used. Original kit parts G20, G32 are also shown.

Diagram showing the assembly of the instrument panel (1, 2) and seat backrest (R17). Photo-etched parts 1, 2, 33, 36, 37, 51 are used. Original kit parts 1, 2, 33, 36, 37, 51 are also shown.

