

1/350 Scale

ITEM No.:83512



# PLAN Type 091 Han Class Submarine

中国海军 091型 (汉型) 潜水艦

中国海军091汉级核潜艇

hobby.dn.ua

### PLEASE READ BEFORE OPERATION!

- \* Tools recommended as below: (Not included)  
Adhesives; Paints; Side Cutters; Sharp Edged Pliers; Modeling Knife; Modeling File; Nippers; Drill; Scissors; Sand Paper; Soft Cloth; Cyanoacrylate Glue.
- \* Make sure to read this instruction listed below before assembling.
- \* The kit contains the small parts, they can be dangerous if swallowed by mistake, so keep them away from reach of children.
- \* Cut the all parts off carefully and remove the waste parts into the garbage can.
- \* More caution and care should be needed for cutting and handling the photo etched parts.
- \* Make attention that some parts should be attached the decal when assembled.
- \* During assembling, please tear up and throw away the plastic bags, or may cause the dangerous if wearing over head by children's mistake.
- \* When using the adhesives and paints, please do not use them in the closed room or near the fire, also must be very careful to protect your eyes, face and clothes.
- \* Adult supervised when assembled by children under 14 years old.

### 装配前请仔细阅读:

- \* 推荐使用的模型工具(请自备):  
专用模型胶水, 专用模型油漆, 水口剪刀, 长咀钳, 刀片, 锉刀, 镊子钳, 钻, 剪刀, 软布, 砂纸, 瞬间快干胶等。
- \* 用水口剪刀或刀片小心切下所有塑胶零件和蚀刻片零件, 不要遗失小零件。
- \* 切取蚀刻片时应特别注意防止利边划伤手指。
- \* 用模型锉刀小心锉平所有零件表面的注射浇口。
- \* 用适量的强力快干胶水粘合蚀刻片零件和金属轴, 切忌过量, 否则可能导致可动零件被粘住。
- \* 注意某些零件表面需在装配时同步贴水上贴纸。
- \* 制作时应远离幼儿并将包装袋及时收妥, 谨防小孩玩耍而引起意外。



cyanoacrylate glue  
强力胶



weight  
配重



make hole  
钻孔



cut / remove  
切除



option  
选择



no cement  
不涂胶水



decal  
贴纸



bend  
弯曲



repair  
填补

### The method to apply the decals

1. Cut off the decal from the decal paper and put it into the warm water 40°C for 10 seconds.
2. Take the decal from the water and put it on a piece of clean cloth.
3. Remove the decal slowly from the paper to the targeted location by a wet finger.
4. Use a piece of dry and soft cloth to press it gently on the decal until it getting dry and no bubble existing.


### 水贴纸的使用方法:

- 一. 把相关的印花从水贴上剪下, 放入40°C左右的温水中浸10秒。
- 二. 然后将印花放在干净的布上。
- 三. 拿上印花纸板, 手指蘸水将印花移到适当的位置。
- 四. 用软干布轻压印花直至水干, 气泡消失。

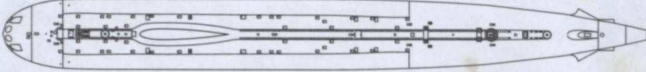


部品图 Parts


《上艇体》 Upper hull



《下艇体》 Lower hull



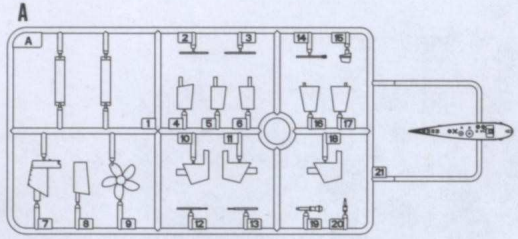

《座架》 Stand



《蚀刻片》 Photo Etch



《尼龙线》 Nylon-line



1  
STEP

《舰首》  
BOW

《上艇体》  
Upper hull

《下艇体》  
Lower hull

《尼龙线》  
Nylon-line

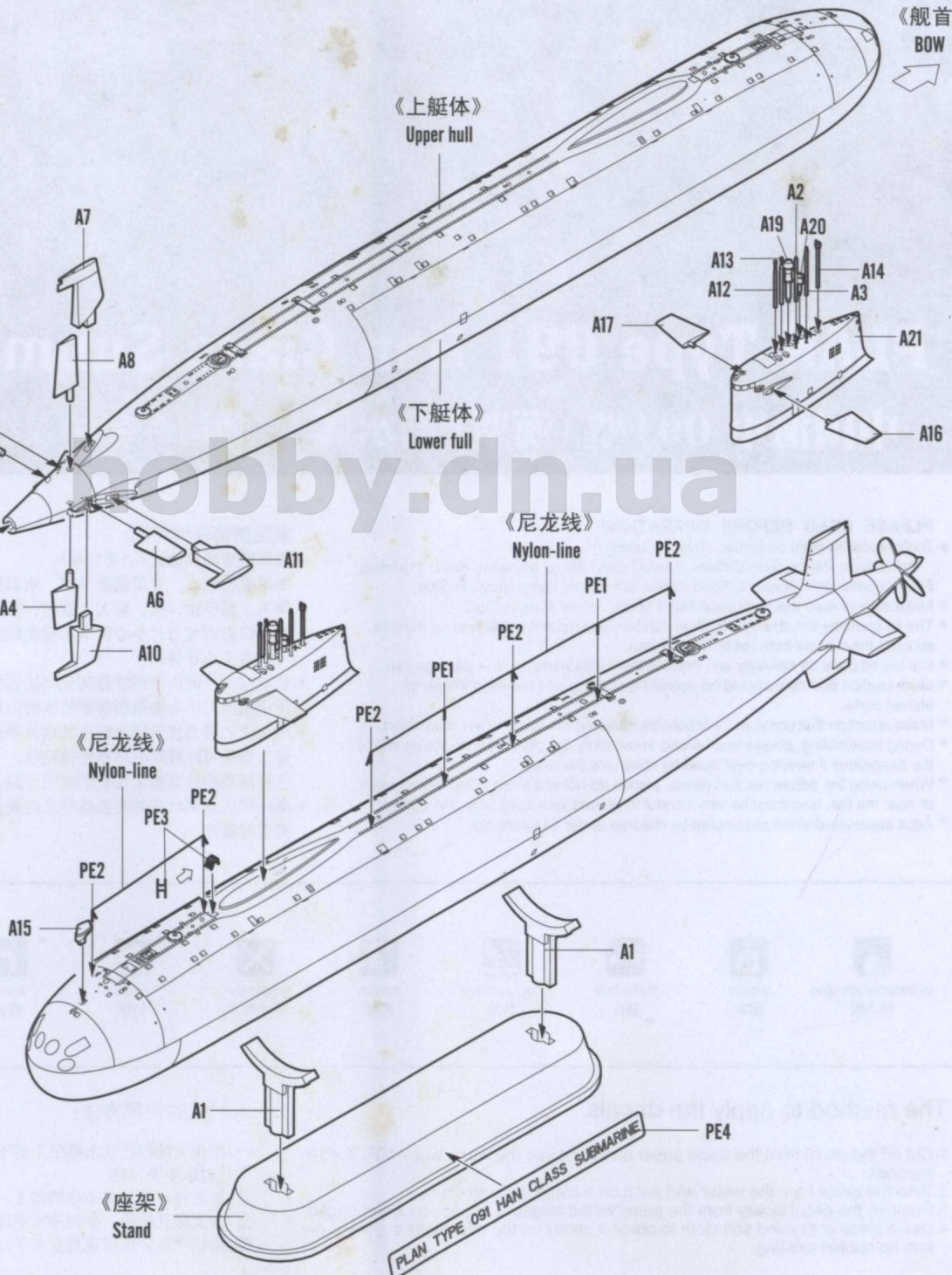
《尼龙线》  
Nylon-line

《座架》  
Stand

Option  
选择




Cut / Remove  
切除





标贴与涂装  
MARKING & PAINTING

PLAN Type 091 Han Class SSN  
中国海军 091 型 (汉型) 潜水艇 中国海军 091 “汉” 级攻击核潜艇



NO.:83512

Color	Mr.Hobby	Vallejo	Model Master	Tamiya	Humbrol
A 深灰色 Flat Black	H[2] 33	887	1711	X162	155
B 浅灰色 Air Superiority Blue	H[1] 74	--	--	--	--
C 金色 Gold	H[9] 9	878	1744	X12	18
D 白色 Silver	H[3] 8	997	1546	X11	11
E 橘黄色 Orange Yellow	H[24] 28	--	--	--	--

\*Some paints may not be available in your country. Please check your local hobby shop for substitute