

T-80UM1 MAIN BATTLE TANK



ITEM NO: UA72063

In parallel with the T-80U and Russia in general, the Morozov Bureau in Ukraine developed a diesel-powered version, the T-80UD. It is powered by the 1,000-hp 6TD-1 6-cylinder multi-fuel two-stroke turbo-piston diesel engine, ensuring high fuel efficiency and a long cruising range. The engine support systems make it possible to operate the tank at ambient fuel temperatures of up to 55 °C and to ford to a water depth of 1.8 m. The T-80UD shares most of the T-80U's improvements, but can be distinguished from it by a different engine deck and distinctive smoke-mortar array and turret stowage boxes. It retains the remotely controlled commander's machine gun. About 500 T-80UD tanks were built in the Malyshev plant between 1987 and 1991. About 300 were still at the Ukrainian factory when the Soviet Union broke up, so the T-80UD tank and its design was far more welcomed in Ukrainian Military service. And is more common in Ukrainian service than Russian. The T-84 and Ukraine's older T-80s will be Ukraine's main battle tank well into the 21st century.

Entered service	1978
Crew	3 men
Dimensions and weight	
Weight	43.7 t
Length (gun forward)	9.65 m
Hull length	6.98 m
Width	3.58 m
Height	2.22 m
Armament	
Main gun	125-mm smoothbore
ATGW	AT-8 Songster
Machine guns	1 x 7.62-mm, 1 x 12.7-mm
Elevation range	- 5 to + 14 degrees
Traverse range	360 degrees
Ammunition load	
Main gun	36 rounds
ATGW	5 x AT-8 Songster missiles
Machine guns	1 250 x 7.62, 500 x 12.7
Mobility	
Engine	GTD-1000T gas turbine engine
Engine power	1 000 hp
Maximum road speed	70 km/h
Range	335 km


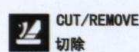
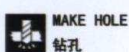
T-80UE-1, modernized version of the T-80UD. The modification is simple but effective. When the T-80UDs end of their life (Russia doesn't produce parts for its engine), their hulls are sent for scrapping, but the turrets are utilized to replace the ones on the T-80BVs. Furthermore a thermal sight is installed, making it a very competitive vehicle.

●READ BEFORE ASSEMBLY

1. When you use glue or paint, do not near flame, and use in a well-ventilated room.
2. Take extra care in handling photo etch parts in order to avoid injury
3. When you take parts off the runner frame, use modeling scissors and trim excess plastic with a cutter or a file.
4. Glue and paint are not included.
5. This product is only suitable for experienced more than 14 years old.

●装配之前仔细阅读:

1. 勿於近火处使用胶水或油漆, 并 打开窗户保持空气流通。
2. 取蚀刻片时应特别注意安全, 防止利边划伤手指。
3. 从胶架中取出部件时, 应用模型专用剪, 并用界刀或小锉除去多余的胶料。
4. 请使用塑料胶水和油漆, 模型内不含。
5. 本产品不适合14岁以下没有经验的模型爱好者。

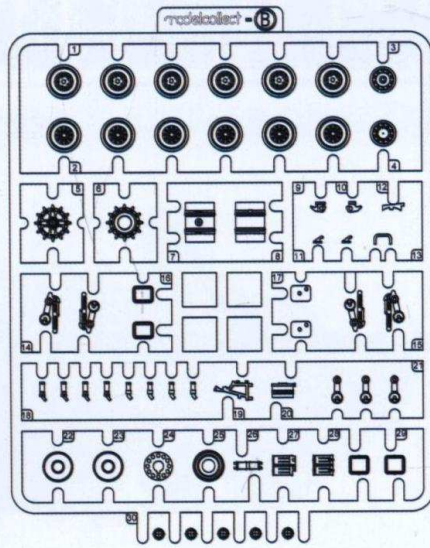
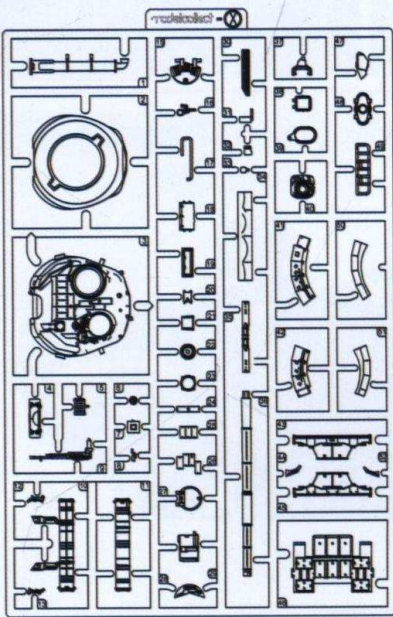


DECAL APPLICATION

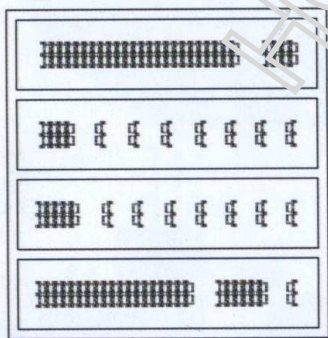
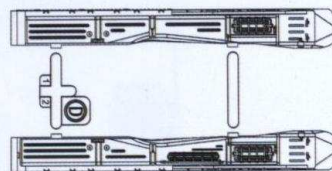
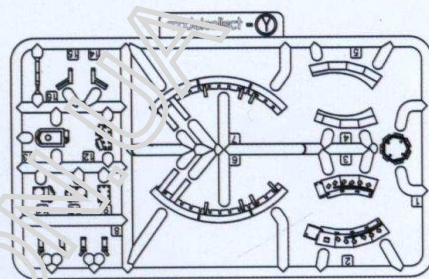
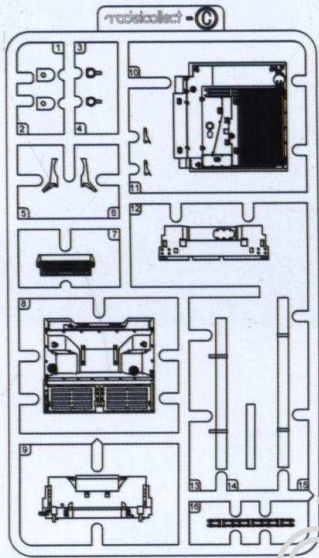
1. Cut off decal from sheet.
2. Dip the decal in tepid water 40 ° C for about 10 sec. and place on a clean cloth.
3. Hold the backing sheet edge and slide decal onto the model.
4. Move decal into position by wetting decal with finger.
5. Press decal gently down with a soft cloth until excess water and air bubbles are gone.

水贴纸的使用:

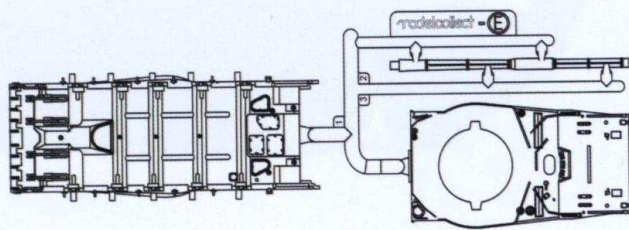
1. 从水贴纸下剪下印花。
2. 将印花放入温水中浸10秒, 然后放在干净布上。
3. 拿着印花纸板将印花移到模型上。
4. 手指蘸水将印花移到适当的位置。
5. 用软布轻压印花直至不干, 汽泡消失。



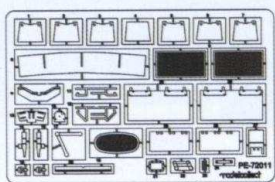
B×2



Track X 2



Metal Barrel

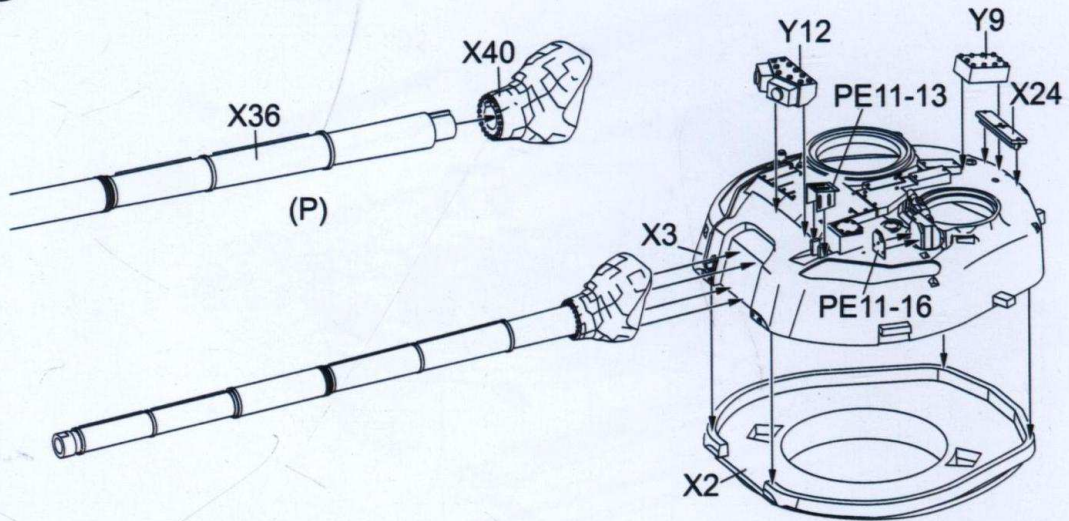


PE-72011

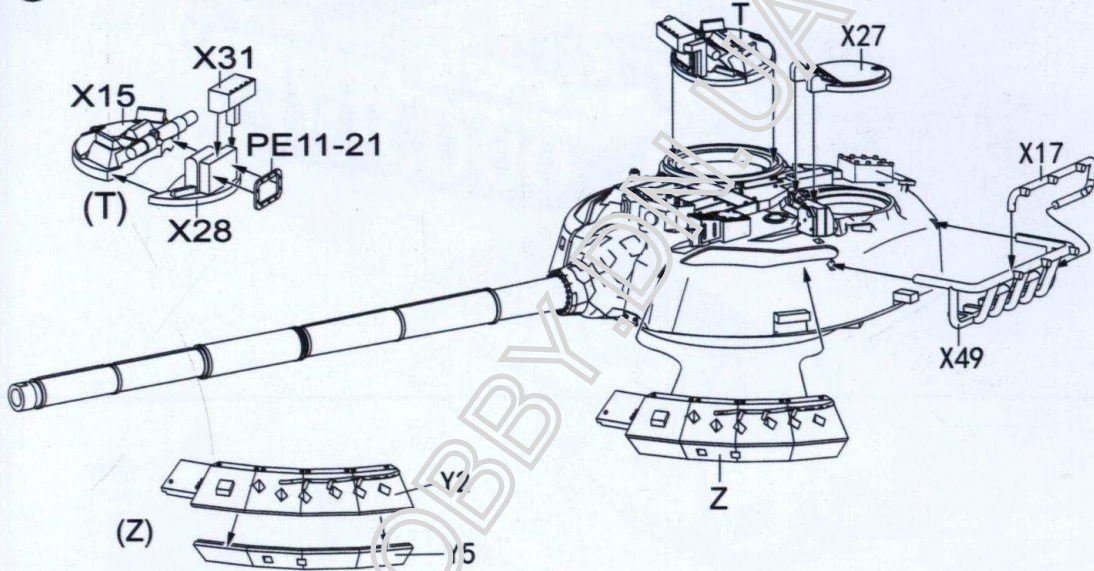


Decal

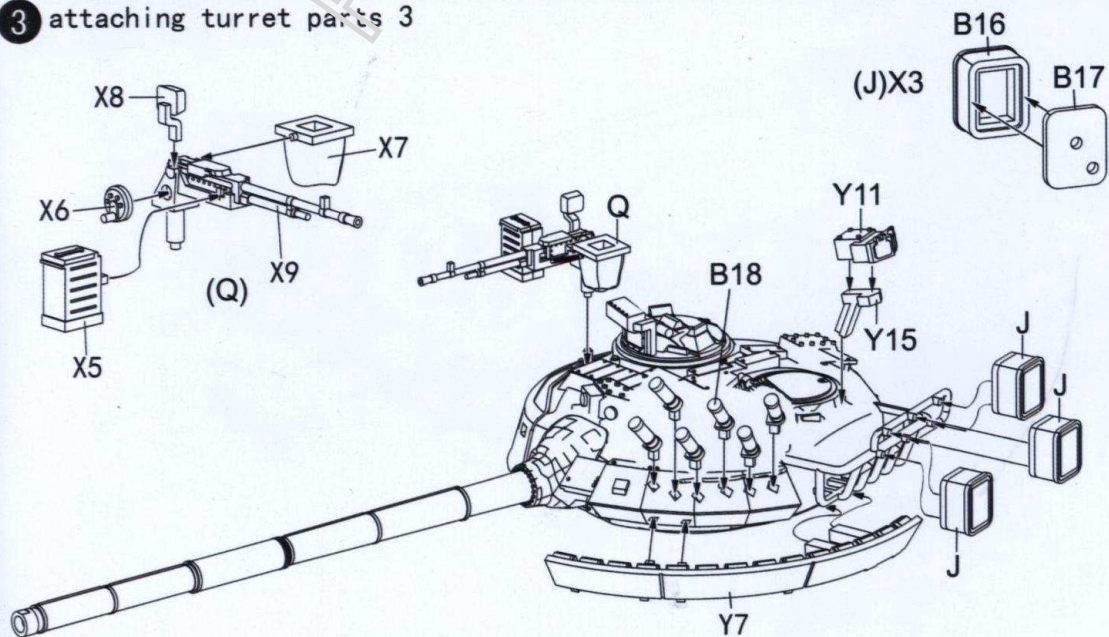
1 attaching turret parts 1



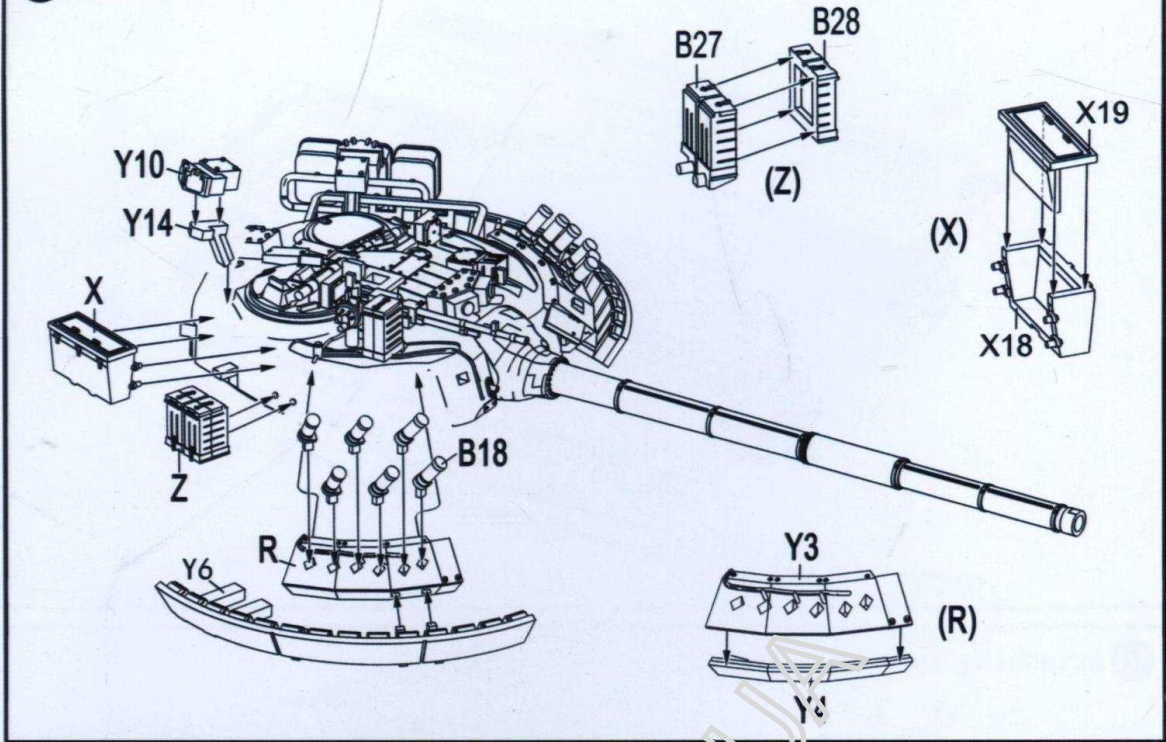
2 attaching turret parts 2



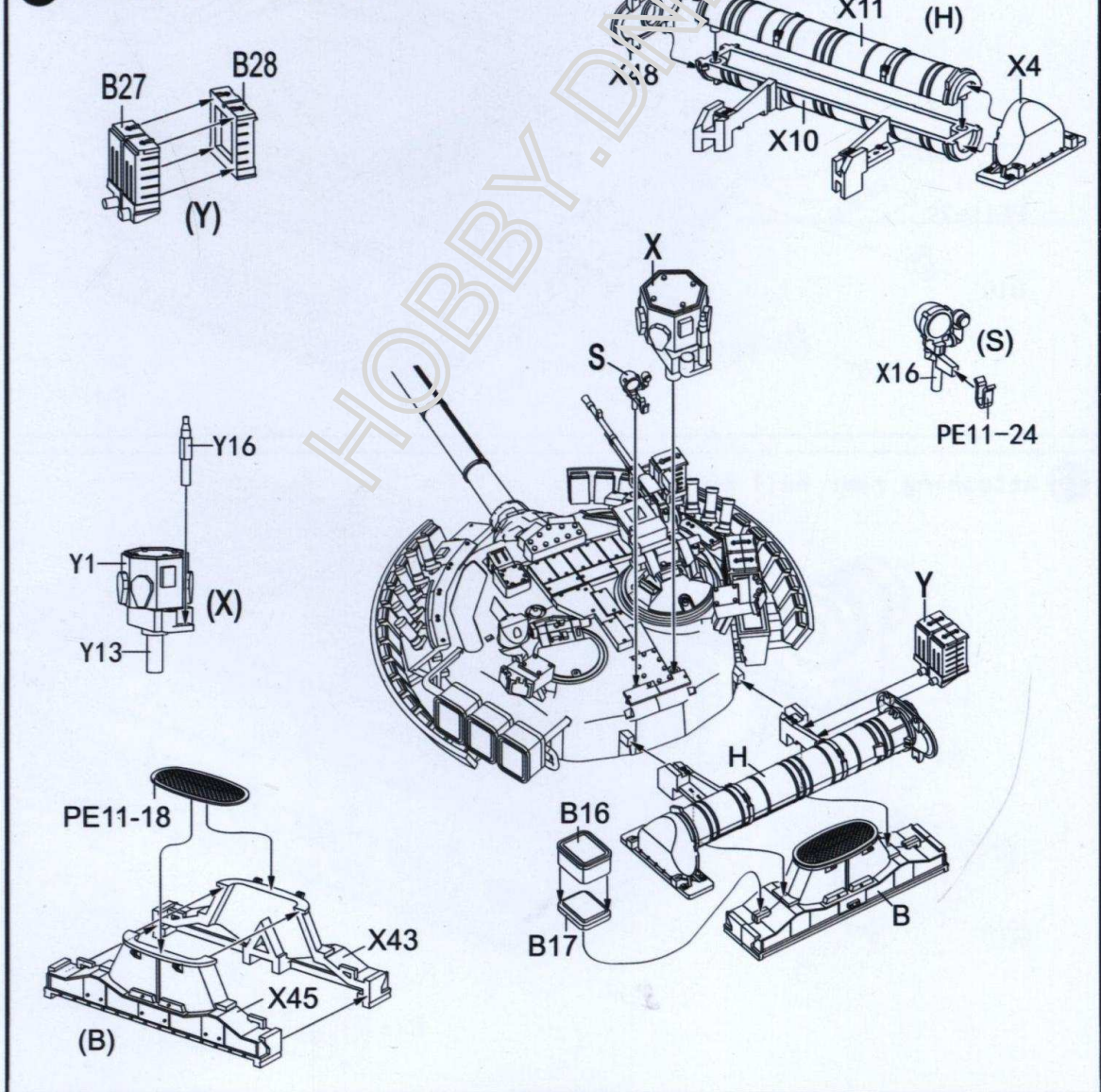
3 attaching turret parts 3



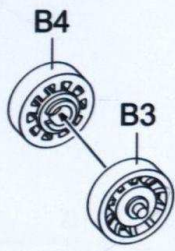
4 attaching turret parts 4



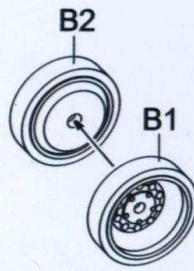
5 attaching turret parts 5



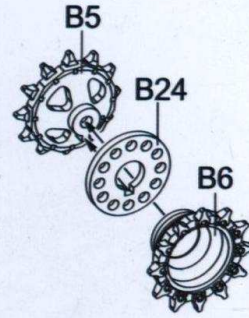
6 attaching wheels 1



V x 2

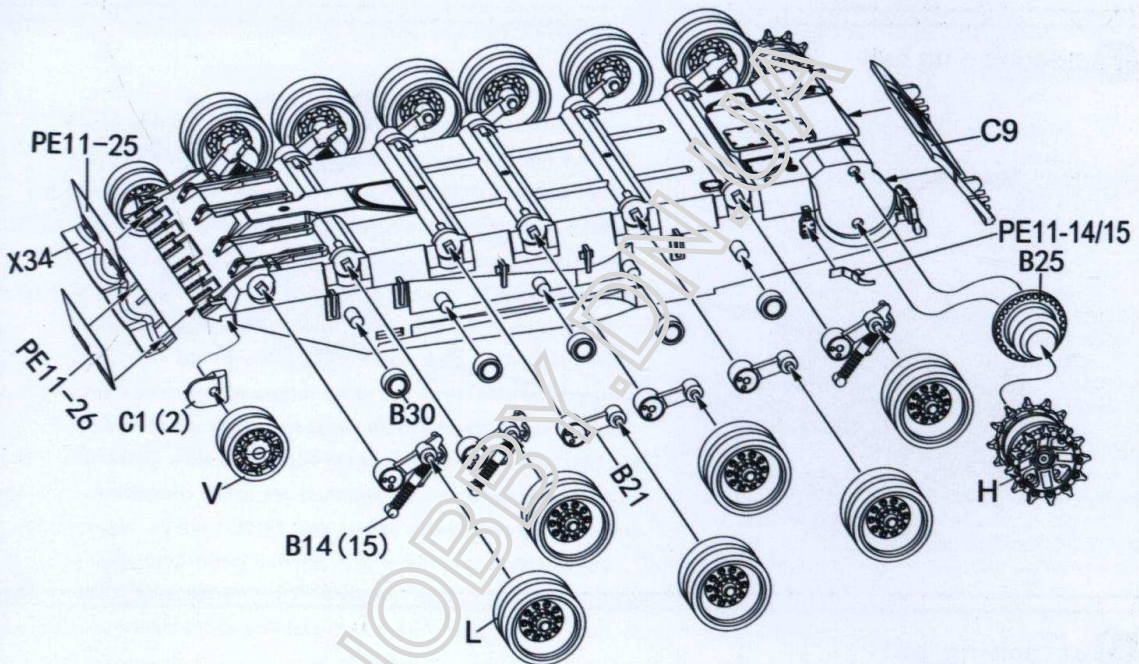


L x 12

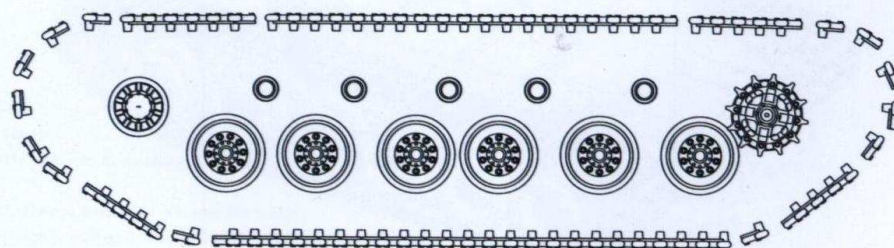



H x 2

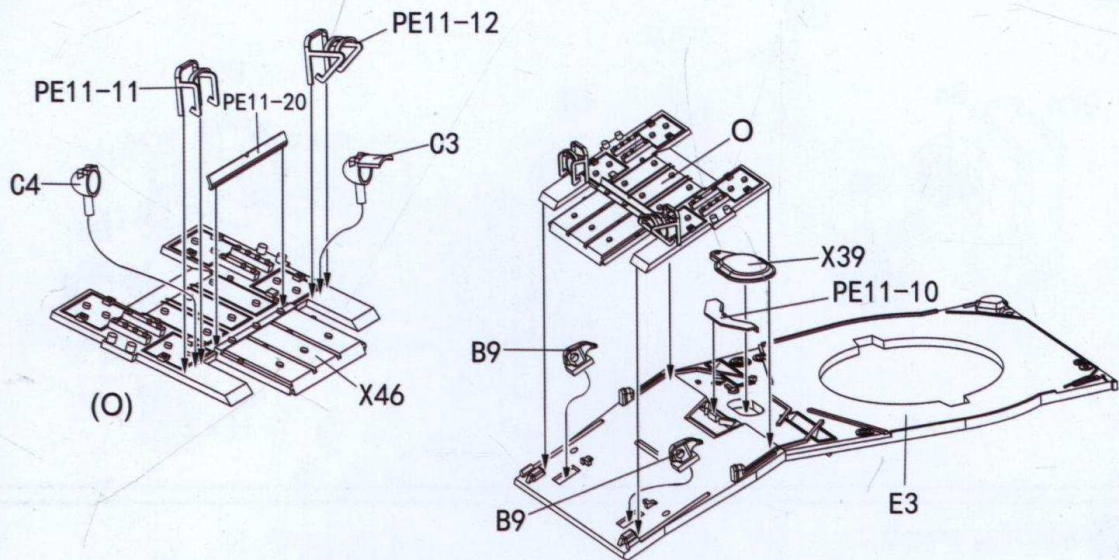
7 attaching wheels 2



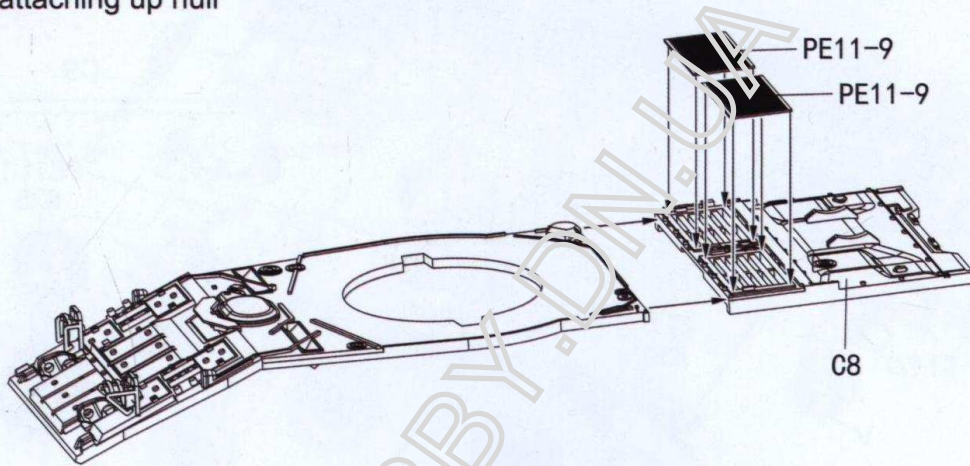
8 attaching tracks



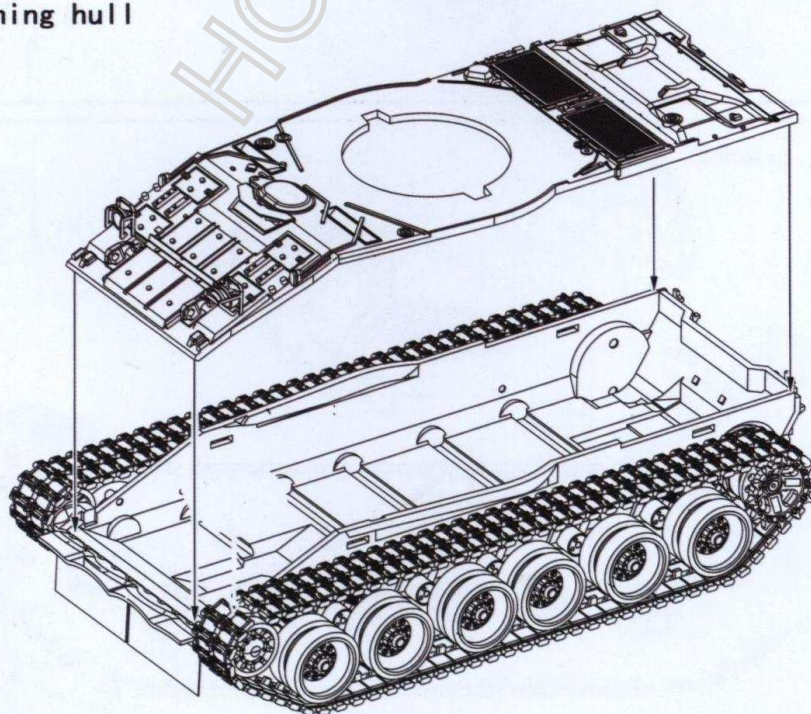
9 attaching hull 1



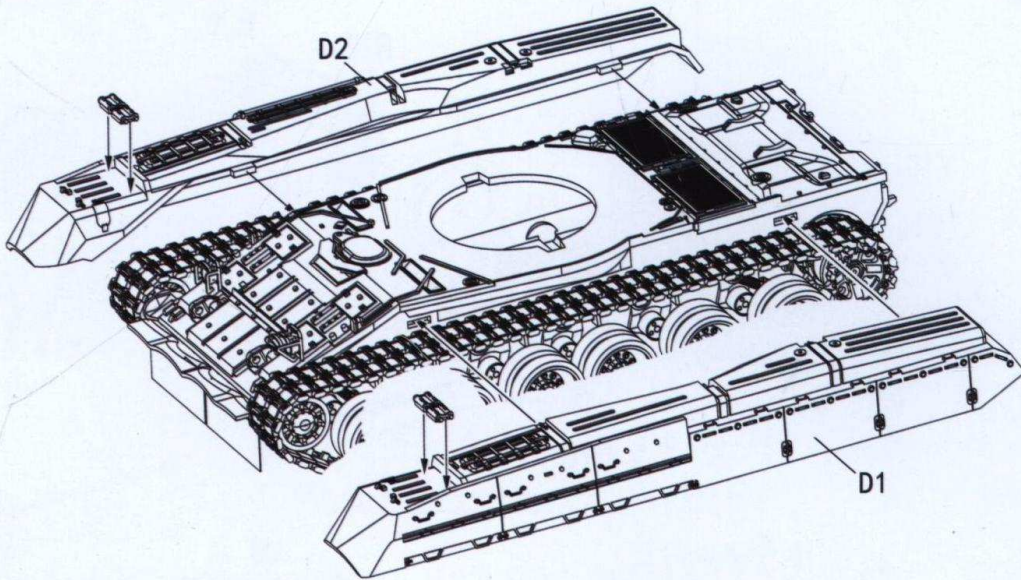
10 attaching up hull



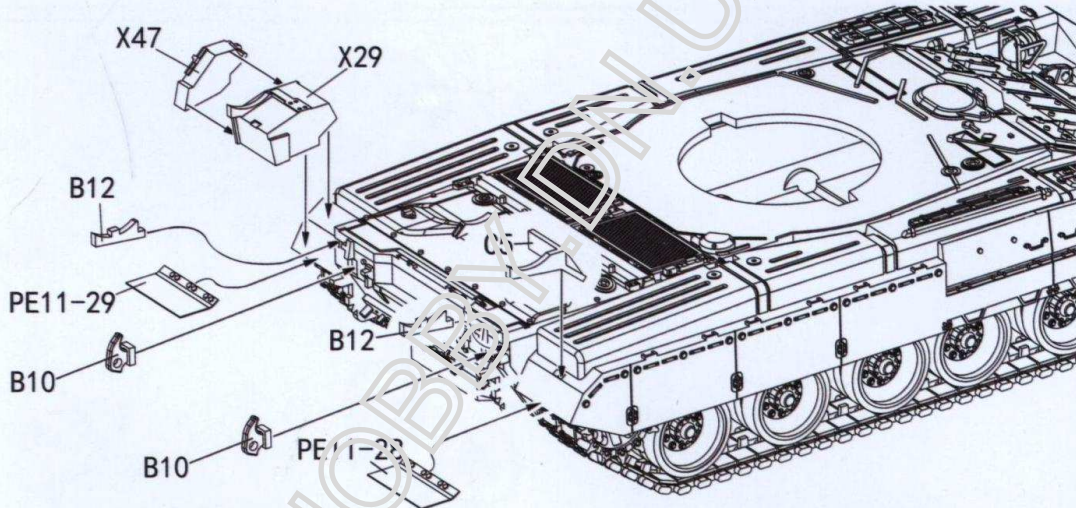
11 attaching hull



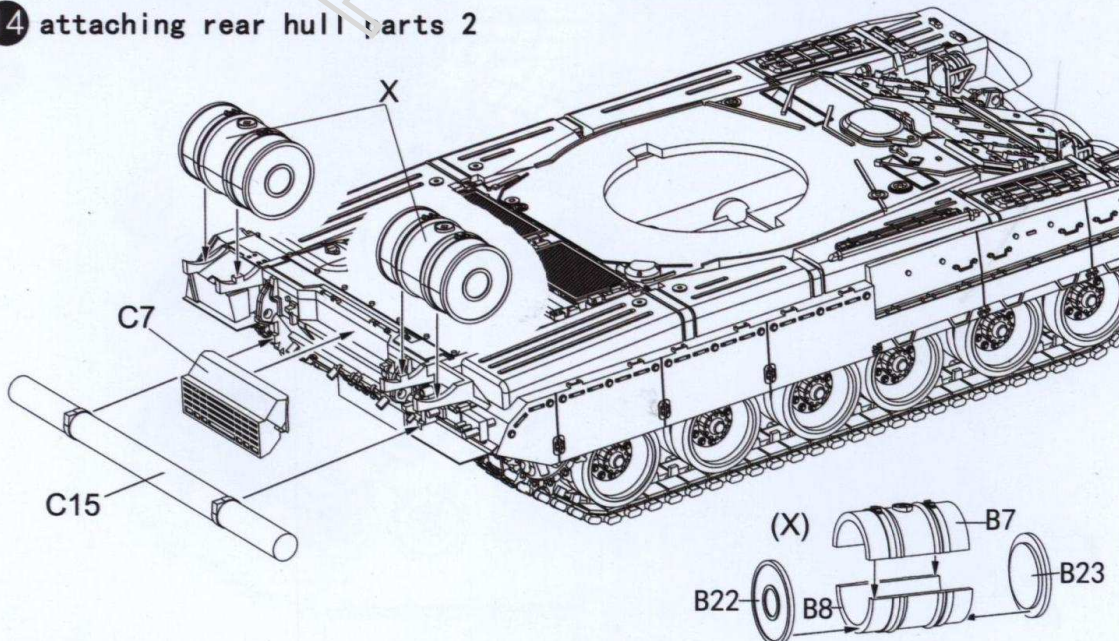
12 attaching side skirts



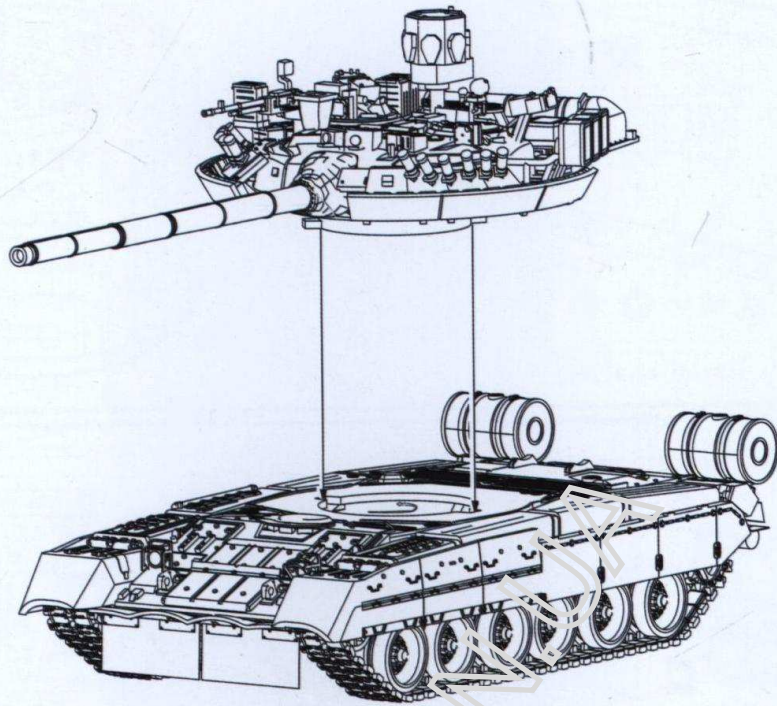
13 attaching rear hull parts 1



14 attaching rear hull parts 2



15 attaching turret



T-80UM1 MAIN BATTLE TANK

modelcollect



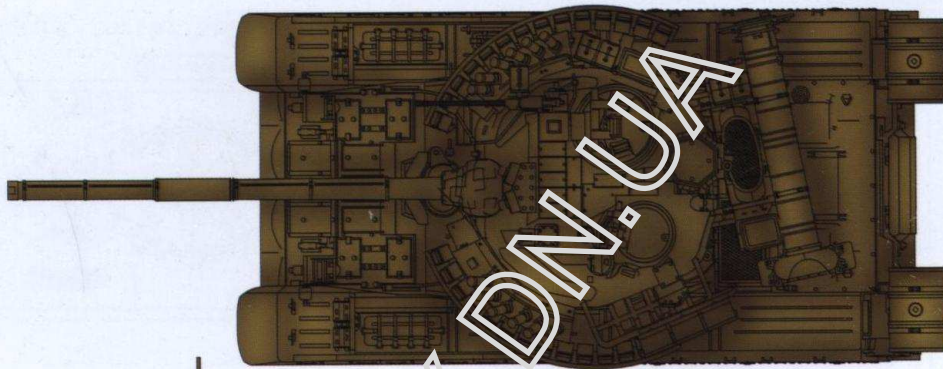

A.MIG 033 Rubber & Tires

A.MIG 045 Gun Metal

A.MIG 093 Crystal Red

A.MIG 094 Crystal Glass

A.MIG 915 Dark Green



MODELCOLLECT

T-80UM1 Main Battle Tank UA72063

Color info and profiles by



T-80UM1 MAIN BATTLE TANK

modelcollect

A.MIG 033 Rubber & Tires

A.MIG 045 Gun Metal



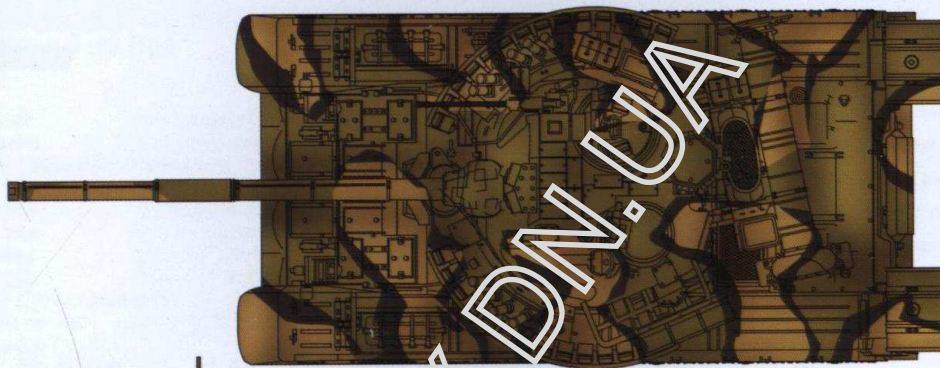
A.MIG 093 Crystal Red

A.MIG 094 Crystal Glass

A.MIG 915 Dark Green

A.MIG 057 Yellow Grey

A.MIG 046 Matt Black



MODELCOLLECT

T-80UM1 Main Battle Tank UA72063

Color info and profiles by

