

ACADEMY

HOBBY MODEL KITS


GROUND VEHICLE SERIES-9

M1126 STRYKER

M1126 스트라이커

1/72nd Scale

13411



<READ THIS BEFORE YOU BEGIN>

- Study the instructions before assembling. (Check the fit of each place before cementing into place.)
- Do not use too much cement to join parts. (Never use cement or paint near open flame.)
- Open a window or make area well ventilated when cement or paint is in use.
- Keep up and away from the empty plastic bags to avoid danger of suffocation for little children.

<ALLGEMEINE HINWEISE>

- Die Anweisung der Bauteile ist vor dem Zusammenbau der Anleitung zu entnehmen.
- Die Teile vor dem Verleimen möglichst zusammenhalten, um kein schief zu stellen.
- Klebstoff nicht zu dick auftragen. (Klebstoff und Farben niemals in der Nähe einer Flamme verwenden.)
- Während der Bemalung mit Spritzpistole oder Pinsel für frische Luftzufuhr, z.B. Öffnen des Fensters, sorgen.
- Beachte von kleinen Kindern fernhalten. Vorziehen Sie, daß Kinder synthetische Bausteine in den Mund nehmen oder Plastikbeuteln über den Kopf ziehen.

■ 조립하기 전에

- 부품을 조립하기 전에 설명서를 잘 읽어보 후 조립한다.
- 부품을 지를 때는 레진이나 페인트가 화염이 없어야 한다.
- 접착제를 사용할 곳과 사용되지 않는 곳에 주의하고 너무 많이 사용하지 않도록 한다.
- 접착제나 페인트를 사용할 때는 창문을 열어 환기를 시키고 화기를 피한다.
- 새끼를 포함한 어린이들이 이 키트를 만지지 않도록 주의한다.



READ THIS BEFORE YOU BEGIN
ALLGEMEINE HINWEISE
조립하기 전에 설명서
잘 읽어보 후 조립한다
(어린이를 포함한 어린이들이
이 키트를 만지지 않도록 주의한다.)

<LISEZ CE QUI SUIT AVANT DE COMMENCER LE MONTAGE>

- Étudiez les schémas d'assemblage. (Contrôlez que chaque pièce soit bien conforme avant de la coller à sa place.)
- N'utilisez pas trop de colle pour réunir les pièces. (Né jamais manipuler la colle ou peindre à proximité d'une flamme.)
- Évitez de peindre avec un pistolet ou un pinceau sans prévoir la ventilation.
- Éloignez-vous des enfants et des animaux pendant l'usage de la colle et de la peinture.

(組み立てる前に)

- 組立てる前に説明書をよく読んでください。(貼る前に各パーツが写真と一致しているかよく確認してください。)
- 接着剤や塗料を塗るときは火気のない場所で行ってください。(火気のある場所では絶対に作業しないでください。)
- 接着剤や塗料を塗るときは必ず換気扇を回して換気をよくしてください。
- 幼児やペットが近くにいるときは絶対にこのキットを触らせないでください。

▲ 보호자 분들은 반드시 읽어 주십시오.

- 조립하기 전에 제일 설명서를 잘 읽어 내용을 충분히 이해한 상태에서 조립하여 주십시오.
- 부품을 지를 때는 레진이나 페인트가 화염이 없어야 합니다. (접착제나 페인트를 사용할 때는 창문을 열어 환기를 시키고 화기를 피하십시오.)
- 접착제나 페인트를 사용할 때는 창문을 열어 환기를 시키고 화기를 피하십시오. 사용하지 않는 곳에도 주의하고 너무 많이 사용하지 않도록 주의하십시오.
- 접착제나 페인트를 사용할 때는 창문을 열어 환기를 시키고 화기를 피하십시오. 사용하지 않는 곳에도 주의하고 너무 많이 사용하지 않도록 주의하십시오.
- 접착제나 페인트를 사용할 때는 창문을 열어 환기를 시키고 화기를 피하십시오. 사용하지 않는 곳에도 주의하고 너무 많이 사용하지 않도록 주의하십시오.
- Before starting to assemble, read the instruction manual very carefully to understand well everything of the instructions.
- Before cutting a part of sprue, check the part number again and use proper tool such as nipper to cut it cleanly. Take care not to be hurt in use of modeling knife to cut or trim parts.
- Never put small parts in the mouth to avoid any danger of suffocation by accidentally swallowed ones. (Never let children less than 3 years old have it to avoid any danger of taking it.)
- The product may have some protruding parts for functional reasons and take care of handling it always.
- After cutting a part of sprue, trim it cleanly to assemble and the wastes should be properly sorted to dispose.
- Plastic bags packed with the product and parts should be disposed in a proper place immediately to keep out of children to avoid any danger of suffocation by pulling it over head or putting it over face.
- Before using modeling tools or cement, open windows to keep the room well ventilated and do not use near fire or flame. After using them, keep in a proper place out of children.



주의 WARNING!



00001
Glue
Uitlijmen
Kleber
Colle
Kleber
Glue



00002
Do not glue
No glue
Niet lijm
No glue
No glue
No glue



3
Part 3
Teil 3
Part 3
Part 3
Part 3
Part 3



★
Star
Sterne
Star
Star
Star
Star



g
Part g
Teil g
Part g
Part g
Part g
Part g



→
Arrow
Pfeil
Arrow
Arrow
Arrow
Arrow



00001
Glue
Uitlijmen
Kleber
Colle
Kleber
Glue



?
Question mark
Fragezeichen
Question mark
Question mark
Question mark
Question mark



→
Arrow
Pfeil
Arrow
Arrow
Arrow
Arrow



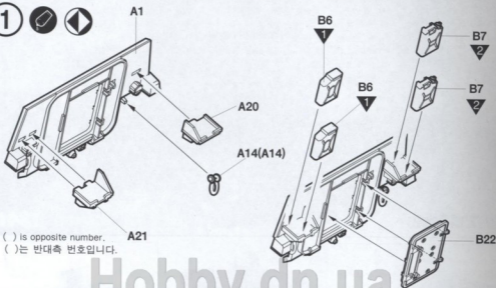

00001
Glue
Uitlijmen
Kleber
Colle
Kleber
Glue



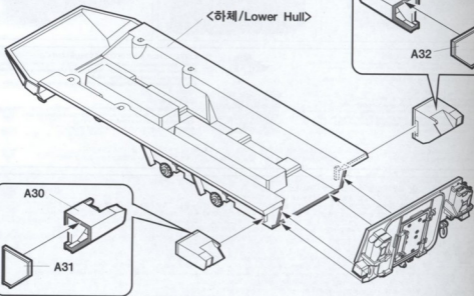
!
Exclamation mark
Achtung
Exclamation mark
Exclamation mark
Exclamation mark
Exclamation mark




→
Arrow
Pfeil
Arrow
Arrow
Arrow
Arrow




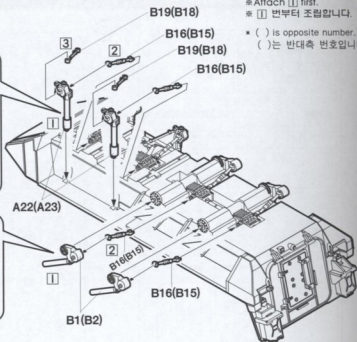
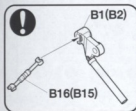
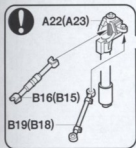
Hobby.dn.ua



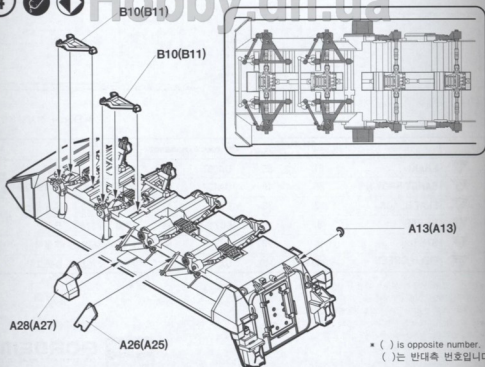


* Attach 1 first.
* 1 번부터 조립합니다.

* () is opposite number.
()는 반대쪽 번호입니다.



Hobby.dn.ua



* () is opposite number.
()는 반대쪽 번호입니다.

5



B21 B20

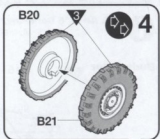
4



B20

3

4



B21

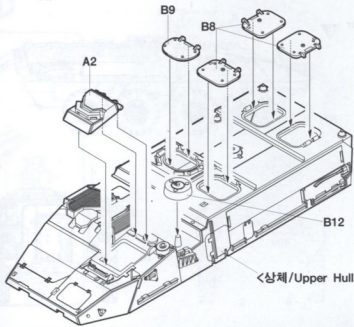
A14

A5

A14

A5

6



A2

B9

B8

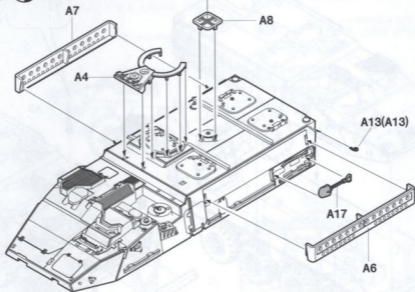
B12

<상체/Upper Hull>

7



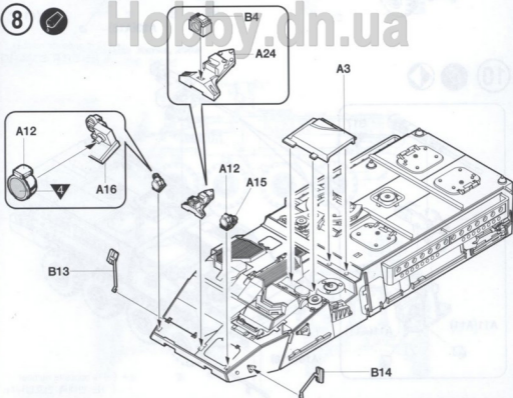
▪ () is opposite number.
()는 반대쪽 번호입니다.



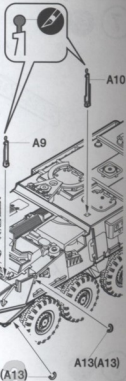
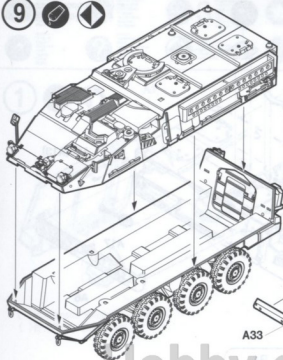
8



Hobby.dn.ua



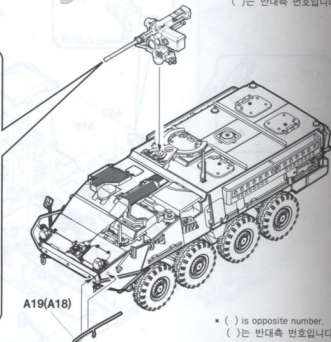
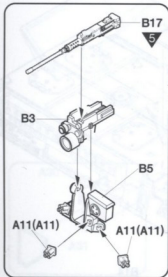
9



Hobby.dn.ua

* () is opposite number.
()는 반대측 번호입니다.

10

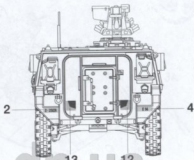

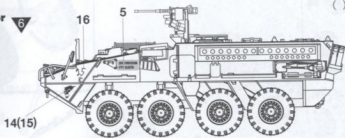


* () is opposite number.
()는 반대측 번호입니다.

1 U.S. Army, E Company, 2nd Squadron, 2nd Stryker Cavalry Regiment, Germany
 미육군 제2기병연대 제2대대 E중대 소속차량. 독일

• () is opposite number.
 ()는 반대측 번호입니다.

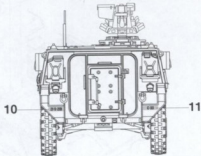
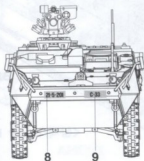
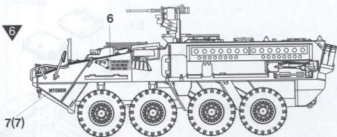
Body Color ▼
 차체색



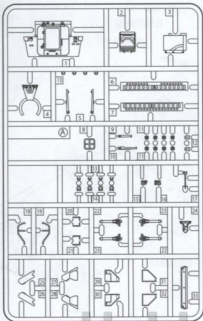
Hobby.on.ua

2 U.S. Army, South Korea, 2003
 미육군. 대한민국 주둔. 2003년

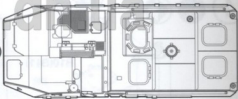
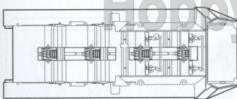
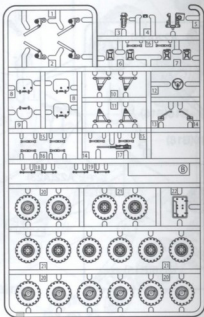
Body Color ▼
 차체색



A



B



■ Unused parts : A11X4
불필요 부품

■ Decal 전사지 × 1

		GSI CREOS		LIFE COLOR	HUMBROL	MODEL MASTER		
		AQUEOUS HOBBY COLOR	Mr. COLOR			ENAMEL	ACRYL	
1	KHAKI	81	55	UA097	94	1792		카키
2	SANDY BROWN	66	19	UA137	63	2053	4230	샌디브라운
3	FLAT BLACK	12	33	LC02	33	1749	4768	무광검정색
4	SILVER	8	8	LC74	11	1790	4678	은색
5	STEEL	18	28	LC76	53	1780	4679	흑철색
6	FIELD GREEN	340	340	UA002	86	2056	4708	밭드그린

- 총판점 : 강남아카데미 : 485-6884, 강북아카데미 : 762-0980, 강서아카데미 : 2678-7988, 경기아카데미 : (031)388-9815, 경남아카데미(창원) : (055)298-6940, 대구아카데미 : (053)744-9293, 대구 R/C : (053)741-6326, 서면아카데미 : (051)816-9773, 서울아카데미 : 907-0940, 아티(구리) : (031)527-8801, 양재아카데미 : 575-9997, 용산아카데미 : 796-1214, 용산 R/C : 711-0922
- 매 장 : 삼신교 : 742-9293, 아셈하비 : 6002-6293, 해비관 : 701-4293 ● A/S센터 : 본사 : 908-7000(교한 147, 148), 동대문 : 745-9293, 천호동 : 485-6884
- 고객상담문의 : 080-969-7000 ● 본사주소 및 전화번호 : 서울시 강북구 수유2동 273-64 ☎908-7000
- 홈페이지 : <http://www.academy.co.kr>

ACADEMY HOBBY MODEL CO., LTD.

ACADEMY ACADEMY PLASTIC MODEL CO., LTD.