



PHOENIX™

WWW.PHOENIX-MODELS.COM

ITEM : HQ35008

# SQUARE OF BAGHDAD IN IRAQ

## 伊拉克巴格达广场

### 1:35

### PLEASE READ BEFORE OPERATION

- ★ Tools recommended as below: (Not included) Adhesives; Paints; Side Cutters; Sharp Edged Pliers; Modeling Knife; Modeling File; Nippers; Drill; Scissors; Sand Paper; Soft Cloth; Cyanoacrylate glue.
- ★ Make sure to read this instruction listed below before assembling.
- ★ The kit contains the small parts, they can be dangerous if swallowed by mistake, so keep them away from reach of children.
- ★ Cut the all parts off carefully and remove the waste parts into the garbage can.
- ★ When using the adhesives and paints, please do not use them in the closed room or near the fire, also must be very careful to protect your eyes, face and clothes.
- ★ Adult supervised when assembled by children under 14 years old.

### 装配前请仔细阅读：

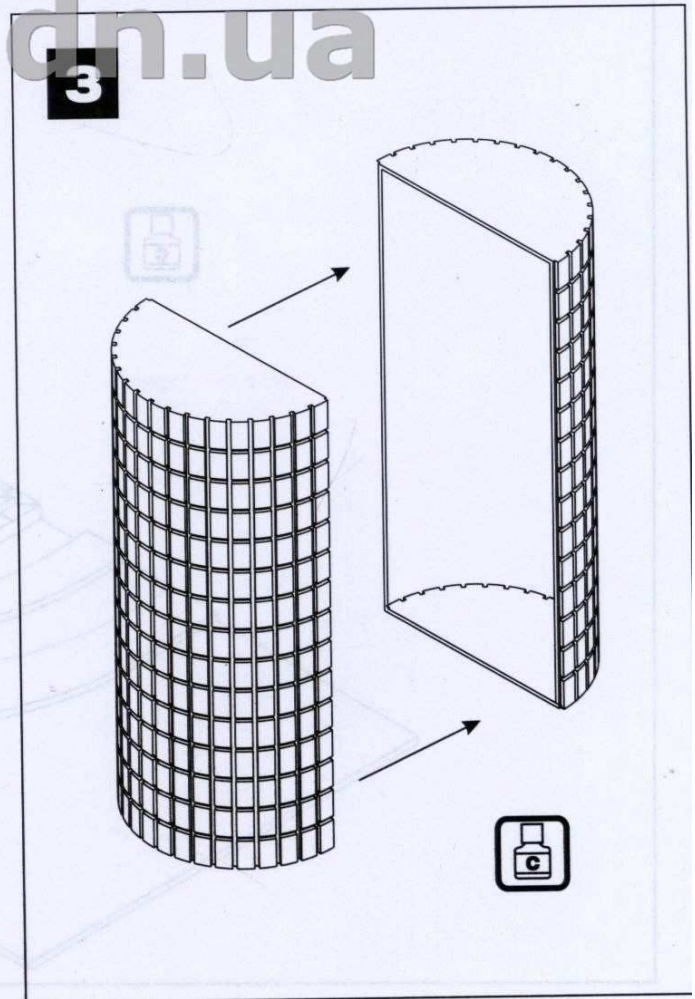
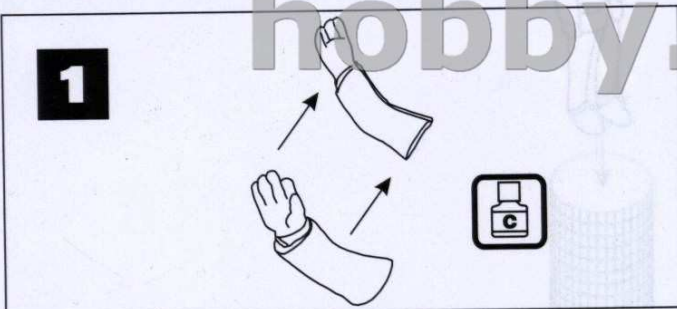
- ★ 推荐使用的模型工具（请自备）：专用模型胶水、专用模型油漆、水口剪刀、长咀钳、刀片、锉刀、镊子钳、钻、剪刀、软布、砂纸、瞬间快干胶等。
- ★ 用刀片小心切下所有塑胶零件，不要遗失小零件。
- ★ 切取塑料板材时应特别注意防止利边划伤手指。
- ★ 制作时应远离幼儿并将包装袋及时收妥，谨防小孩玩耍而引起意外。
- ★ 注意！勿与近火处使用胶水或油漆，并打开窗户保持空气流通。
- ★ 14岁以下小孩组装时应由成年人监督指导。

**x2** 制作二组  
MAKE 2pcs

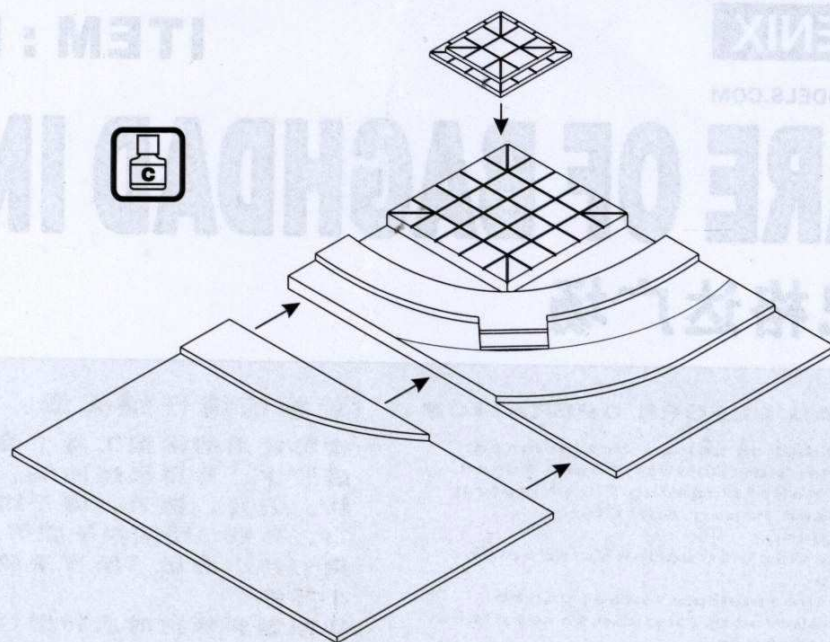
切除  
CUT OFF

用胶粘合  
CEMENT TOGETHER

不用粘合  
DO NOT CEMENT



4



5

