

SAAB J 29F



In 1946, the Swedish Air Force ordered three prototypes of a new jet fighter, called the SAAB J 29. The initial prototype of the SAAB 29 Tunnan (Flying Barrel) made its first flight on September 1st 1948, with the British test pilot Robert Moore at the controls. Saab engineering team led by Lars Brising, had been allowed to review German aeronautical research documents from WW/2, which had clearly indicated that delta and swept-wing designs had the effect of "reducing drag dramatically" as the aircraft approached the sound barrier.

The Tunnan was powered by the Swedish license built DeHavilland Ghost DGT3 gas turbine engine named RM2 by company Svenska Flygmotor. It was also armed with 4 powerful Bofors/m/47 20 mm (Hispano MkV) aircraft guns.

These attributes made the SAAB J 29 one of the most modern jet fighters in the world, alongside the American F-86 Sabre and the Russian Mig 15.

Tunnan held the largest production run for any SAAB aircraft with 661 aircrafts being produced with 308 aircrafts as -F version. The -F version included the -E version "dog-tooth" wing and featured the afterburner equipped version of the Ghost/Svenska Flygmotor RM2B engine which produced 25% more thrust than the standard RM2 engine.

The J 29 was a fast and agile aircraft, serving effectively both as fighter, fighter-bomber, reconnaissance and target towing aircraft.

The fighter version was retired from active service in 1965 in Sweden.
30 J 29F Tunnans were also sold to Austria in 1961 where they remained in service until 1972.

This kit depicts the final fighter version J 29F.



Plastic kit no. 48-A002

©2015 P Replicas Sweden



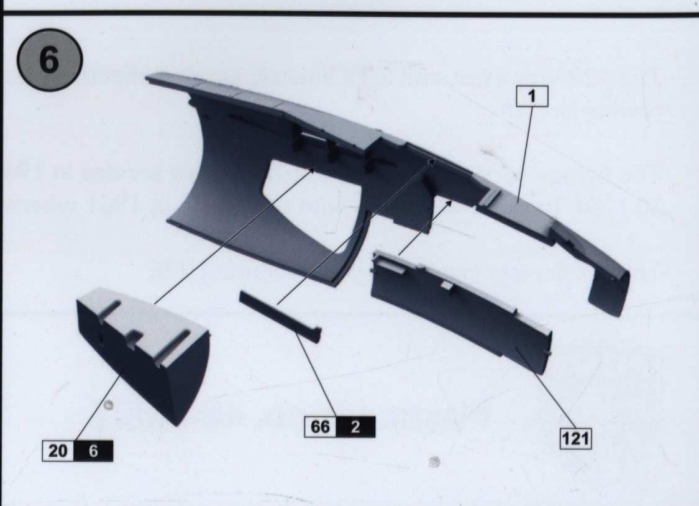
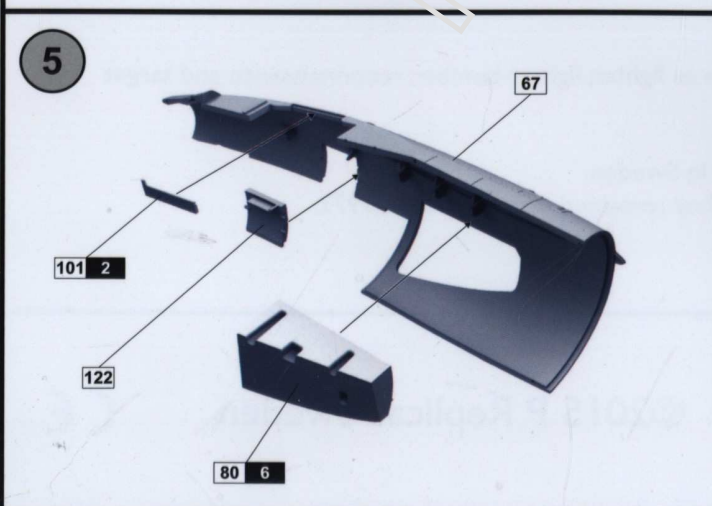
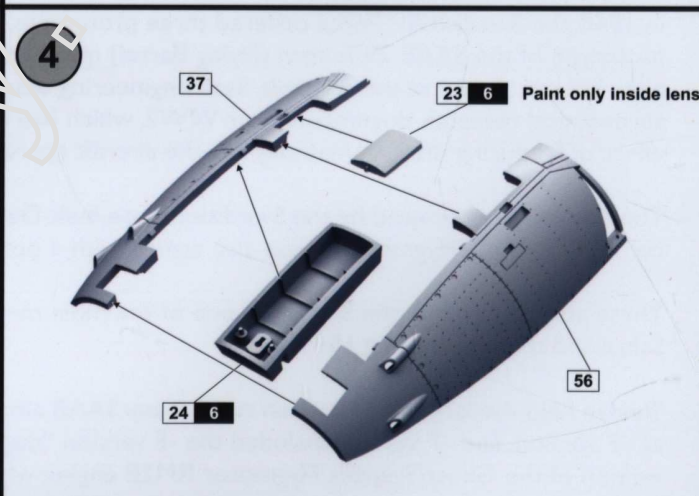
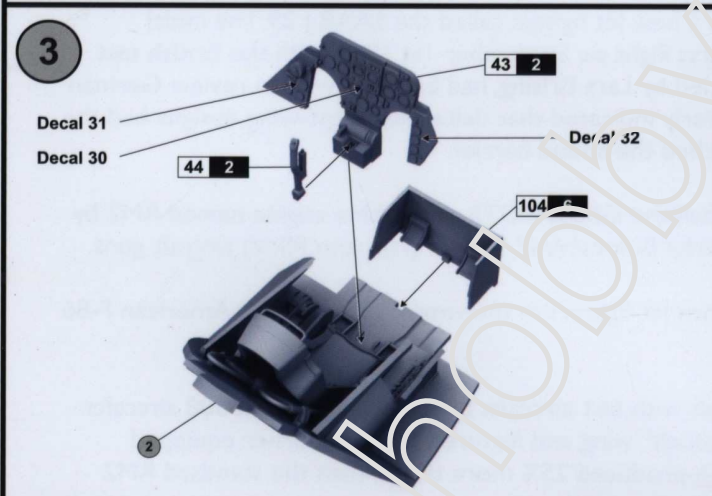
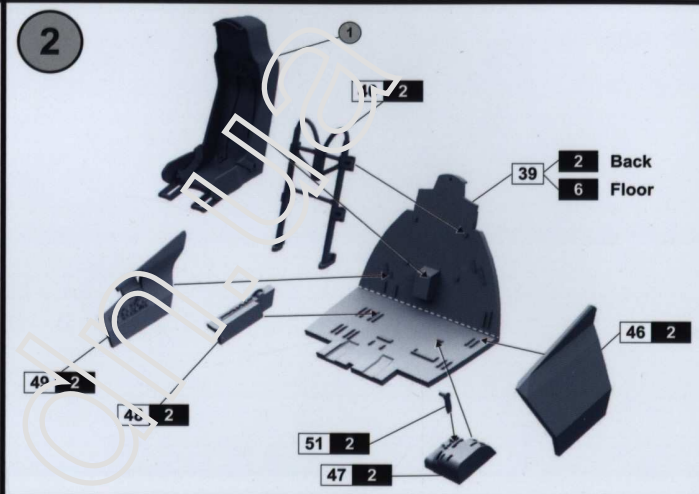
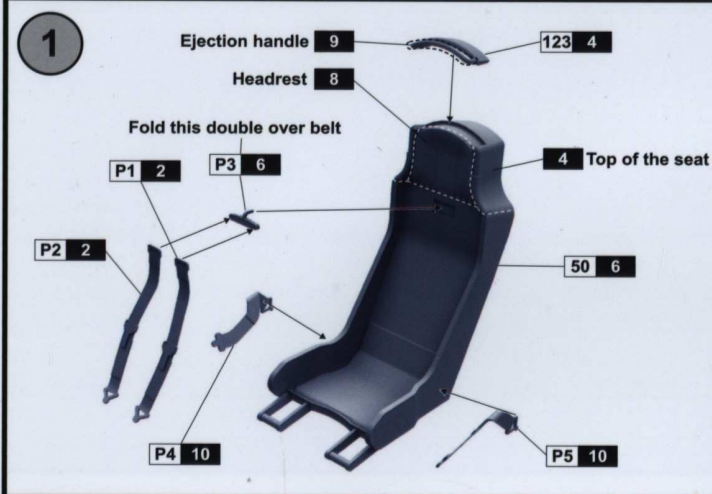
How to read the instructions.






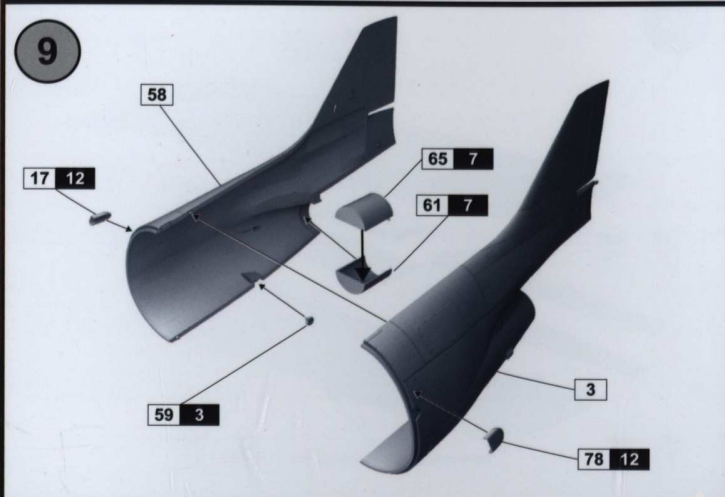
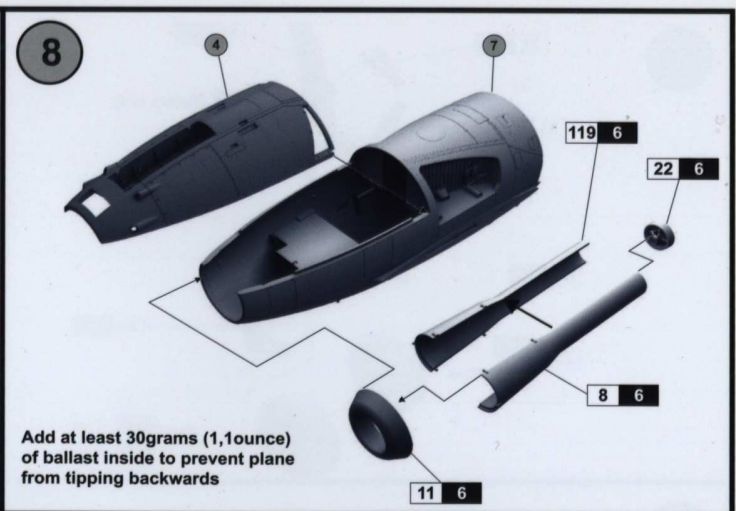
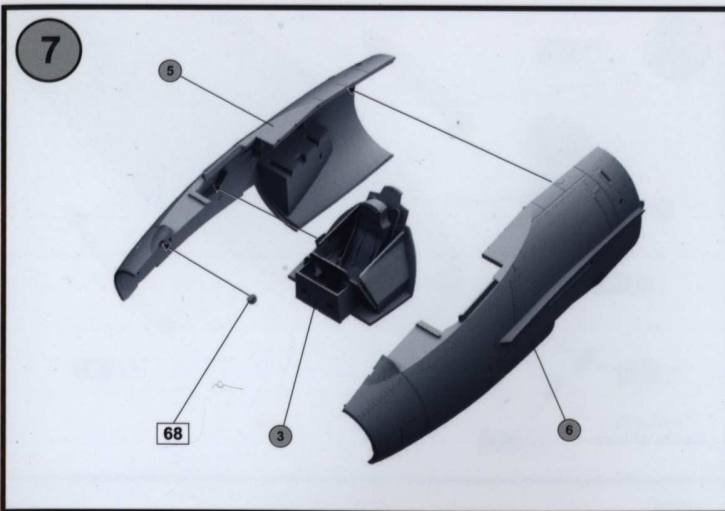
Plastic part number → **1 1** ← Recommended color

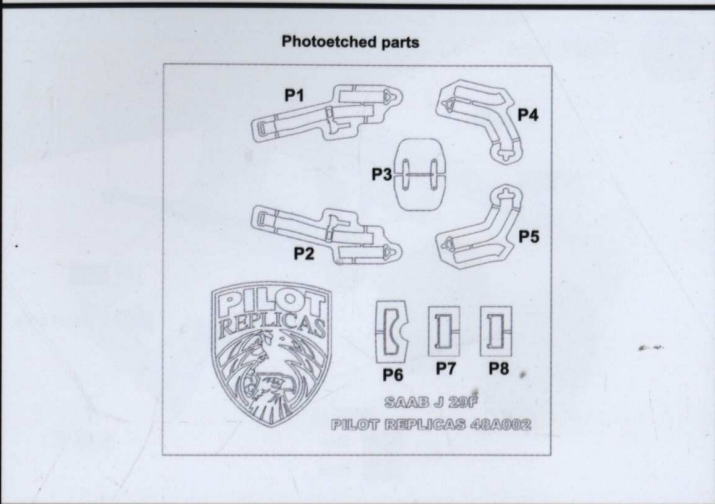
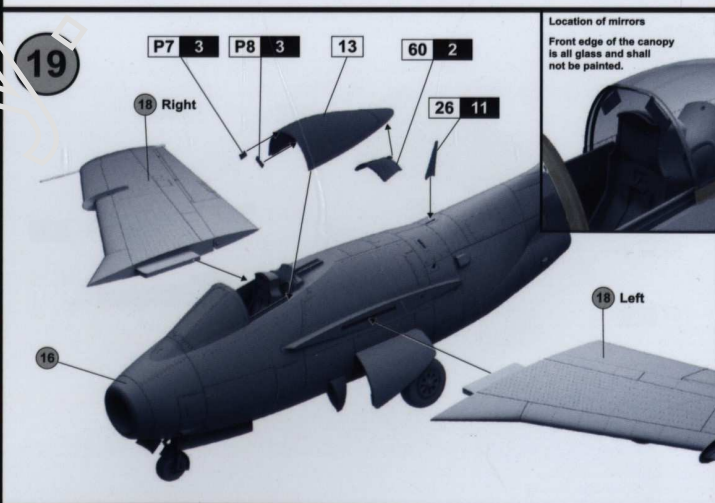
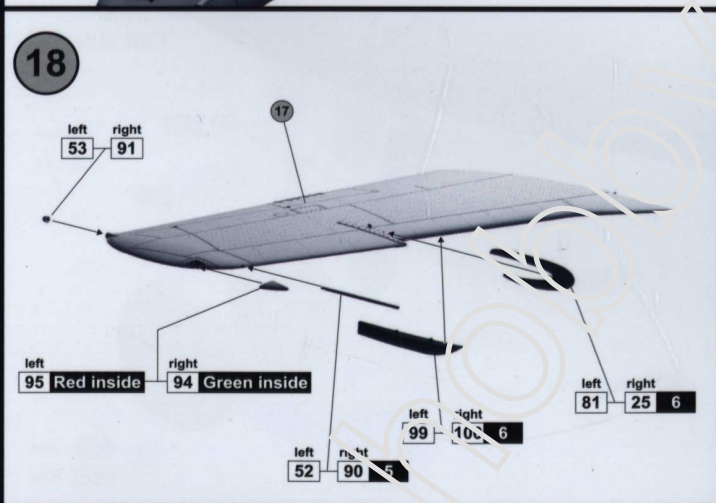
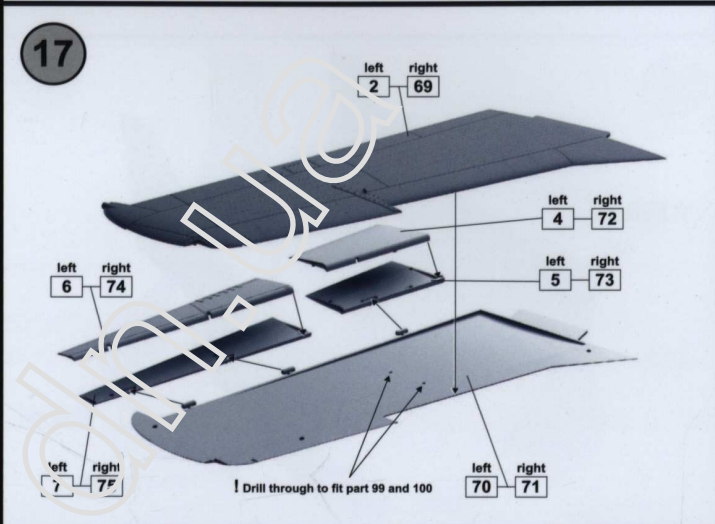


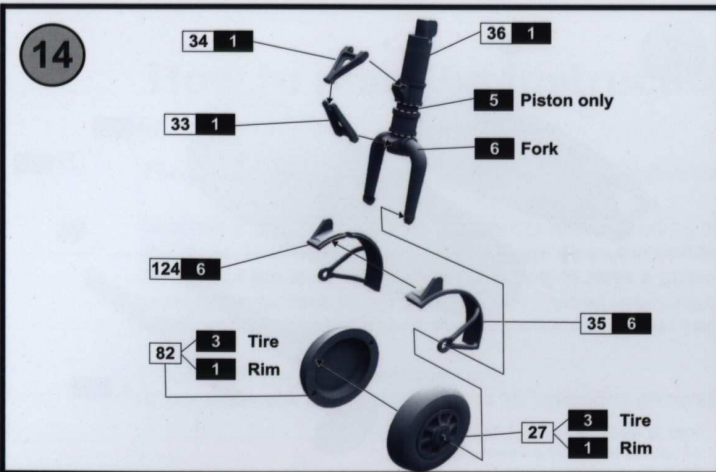
Remember that the colors of the aircraft are depending on age and wear. These color recommendations gives the builder an idea about the level of tint. It is important to have a gloss or semi-gloss surface to get the best result when applying the decals. Apply another coat of appropriate varnish after decal application.

Please visit www.pilot-replicas.com or our facebook page [pilot-replicas](https://www.facebook.com/pilot-replicas) for reference pictures.

Pilot replica color code	Color	Tamiya	FS95	Humbrol	Vallejo
1	Dark Green	XF-26	34092	30	71.124
2	Green	X-26	34128	163	71.014
3	Black	XF-1		33	71.057
4	Black Green	XF-27	34064	91	71.019
5	Silver	X-11		11	71.064
6	Aluminium	XF-16		27001	77.716
7	Gunmetal	X-10		27004	77.721
8	Green			131	70.346
9	Red	X-7		19	71.003
10	Tan	XF-55	36555	237	71.075
11	Gray		36270	127	71.050
12	Yellow lazure		13618		71.106










SAAB J 29F

COLORS AND MARKINGS

1:48 scale premium series



18a For a/c 29325 to 29976

18b For a/c 29101 to 29324

Remember that the colors of the aircraft are depending on age and wear. These color recommendations gives you an idea about the level of tint.



The J29 has a unpainted aluminium exterior. For best result, use Vallejo water based metallic color (use 77.7% for overall base coat. Mix and spray panel in various color shades from the Vallejo water based metallic color range to get a realistic aluminium look.



SAAB J 29F

COLORS AND MARKINGS

1:48 scale premium series

SAAB J29F - 29422. 3rd squadron F15 wing, Söderhamn, spring 1959



Remember that the colors of the aircraft are depending on age and wear. These color recommendations gives you an idea about the level of tint.

The J29 has a unpolished aluminium exterior. For best result, use Vallejo water based metallic colors. Use 77.716 for overall base coat. Mix and spray panels in various color shades from the Vallejo water based metallic color range to get a realistic aluminium look.




SAAB J 29F

COLORS AND MARKINGS

1:48 scale premium series

SAAB J 29F - 29547. 1st squadron at F3 wing, Malmen/Linköping, September 1956



To achieve good fit of the black excersis markings place the corner of the aft crown at the junction of the four sheet metal panel lines.

Remember that the colors of the aircraft are depending on age and wear. These color recommendations gives you an idea about the level of tint.

The J29 has a unpolished aluminium exterior. For best result, use Vallejo water based metallic colors. Use 77.716 for overall base coat. Mix and spray panels in various color shades from the Vallejo water based metallic color range to get a realistic aluminium look.



SAAB J 29F

COLORS AND MARKINGS

1:48 scale premium series

SAAB J 29F - 29621. Swedish Air Force Academy, F20 wing Uppsala, summer 1966



Remember that the colors of the aircraft are depending on age and wear. These color recommendations gives you an idea about the level of tint.

The J29 has an unpolished aluminium exterior. For best result, use Vallejo water based metallic colors. Use 77.716 for overall base coat. Mix and spray panels in various color shades from the Vallejo water based metallic color range to get a realistic aluminium look.