


GERMAN WWII WASSERFALL FERNGELENKTE FLARAKETE



ITEM NO: UA72141

German surface-to-air missile, tested during World War II, but never completed development. The name translates as 'Rhine Maiden'. Status: Cancelled 1945. Thrust: 13.70 kN (3,080 lbf). Gross mass: 1,170 kg (2,570 lb). Height: 4.75 m (15.58 ft). Apogee: 12 km (7 mi).

In 25 September 1942 Goering authorized development of four types of surface to air missiles: unguided rockets (Taifun), target-seeking guided rockets (Enzian); operator optically-guided rockets (Rheintochter and Schmetterling); and radar-guided rockets (Wasserfall).

This original version of the Rheintochter used a canard aerodynamic layout and had a length of 5.74 m, a diameter of 535 mm, and a 2.65 m wingspan. Mass at launch was 1748 kg, with the second stage totaling 1000 kg. The first stage boost consisted of a solid rocket charge exhausting through eight nozzles. In only 0.6 seconds this accelerated the missile to 300 m/s. After the initial boost four stabilizers in the exhaust controlled the missile, the steel vanes being connected through two moving linkages. The second stage was a steel-cased solid propellant motor, 510 mm in diameter, which provided 4100 kgf for 10 seconds. An acoustic proximity fuse triggered the 150 kg warhead. Six flares on the second stage were used by the operator to visually orient and guide the path of the missile.


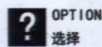
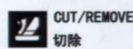
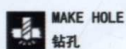


Several variants of the R-1 version of the missile were built between August 1943 and January 1944. 3 were launched, achieving 6 km altitude, 10 to 12 km range, and 485 m/s velocity. These tests did not please the Ministry of Aviation, who needed a rocket that could reach an altitude of 10 to 12 km. Therefore trials were extended, finally totaling 82 launches, with only 4 failures. The missile was then taken to Peenemünde for state trials under the supervision of Dornberger.

●READ BEFORE ASSEMBLY

1. When you use glue or paint, do not near flame, and use in a well-ventilated room.
2. Take extra care in handling photo etch parts in order to avoid injury.
3. When you take parts off the runner frame, use modeling scissors and trim excess plastic with a cutter or a file.
4. Glue and paint are not included.
5. This product is only suitable for experienced more than 14 years old.

●装配之前仔细阅读:

1. 勿於近火处使用胶水或油漆, 并 打开窗户保持空气流通。
2. 取蚀刻片时应特别注意安全, 防止利边划伤手指。
3. 从胶架中取出部件时, 应用模型专用剪, 并用界刀或小锤除去多余的胶料。
4. 请使用塑料胶水和油漆, 模型内不含。
5. 本产品不适合14岁以下没有经验的模型爱好者。

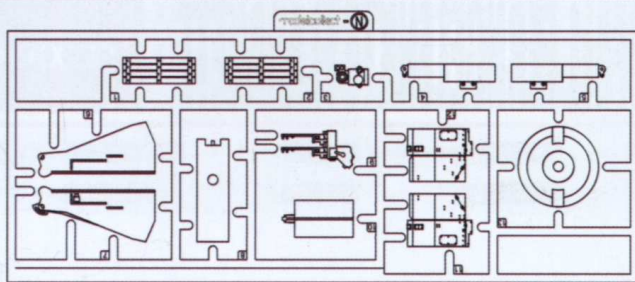


DECAL APPLICATION

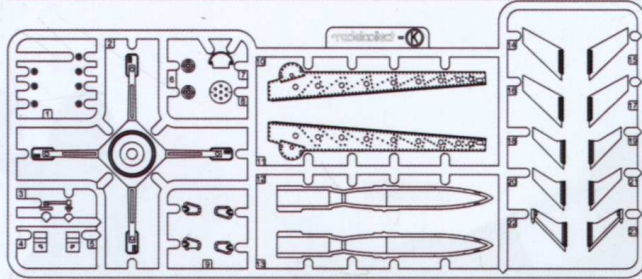
1. Cut off decal from sheet.
2. Dip the decal in tepid water 40° C for about 10 sec. and place on a clean cloth.
3. Hold the backing sheet edge and slide decal onto the model.
4. Move decal into position by wetting decal with finger.
5. Press decal gently down with a soft cloth until excess water and air bubbles are gone.

水贴纸的使用:

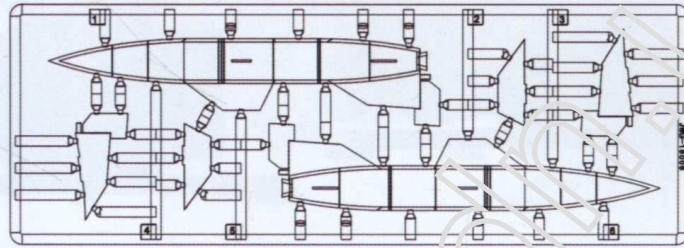
1. 从水贴纸上面剪下印花。
2. 将印花放入温水中浸10秒, 然后放在干净布上。
3. 拿着印花纸将印花移到模型上。
4. 手指蘸水将印花移到适当的位置。
5. 用软布轻压印花直至不干, 气泡消失。



N X 2

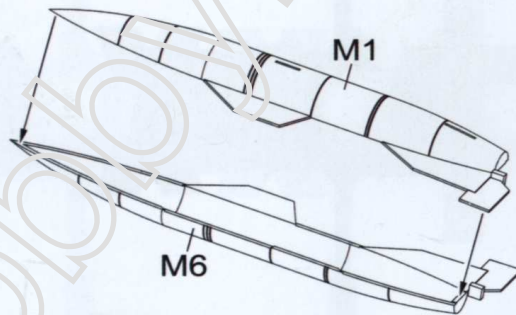


K X 2

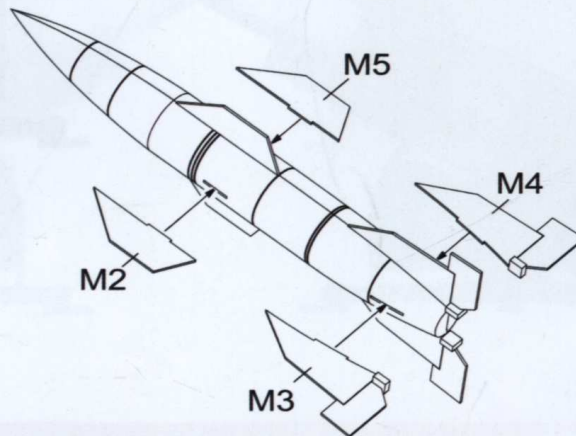


M X 2

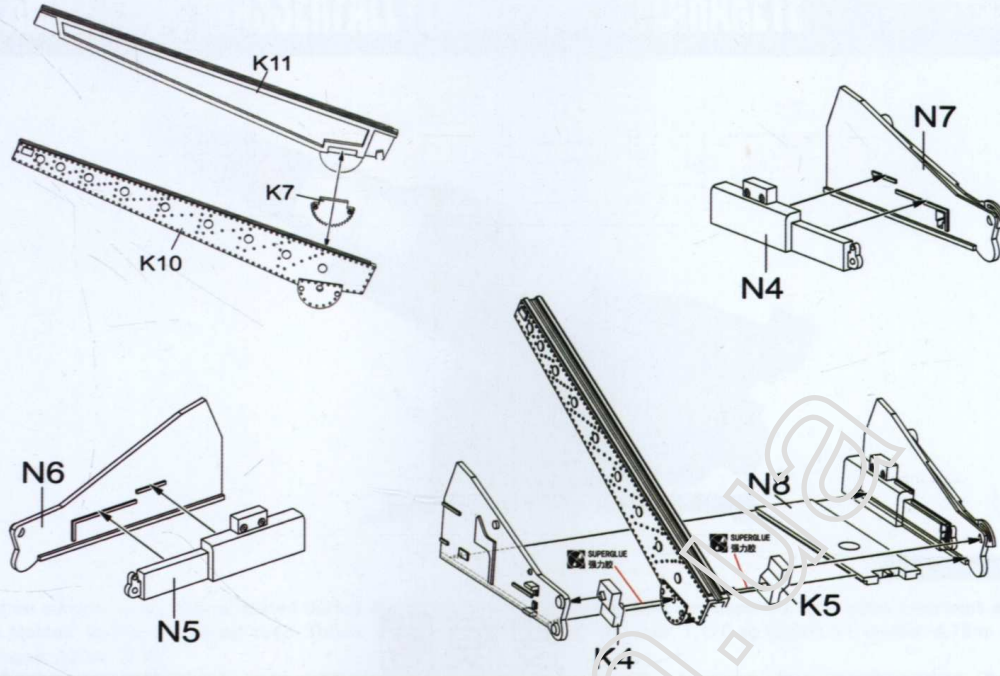
1 导弹组装1
Attaching missile 1



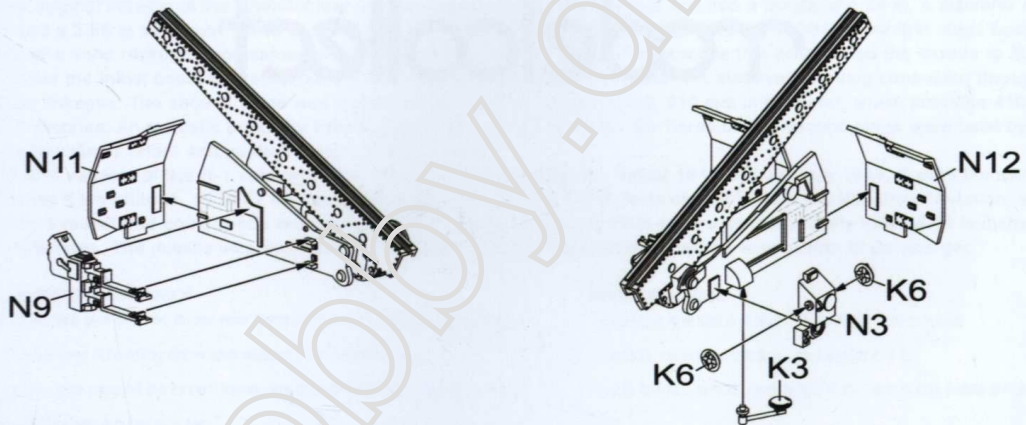
2 导弹组装2
Attaching missile 2



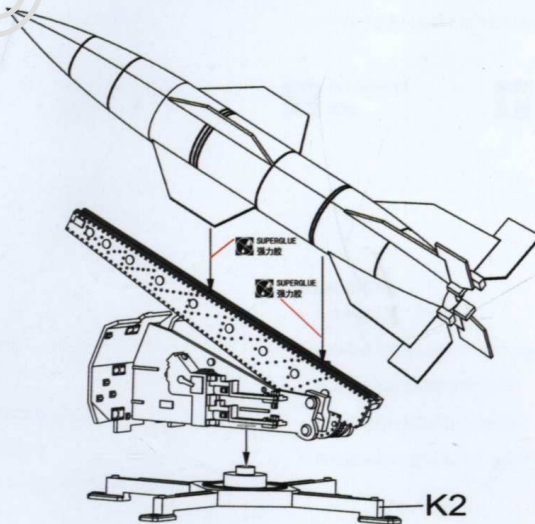
3 发射架组装1
Attaching the launcher 1



4 发射架组装2
Attaching the launcher 2




5 导弹、发射架组装
Attaching the missile and launcher



GERMAN WWII WASSERFALL FERNGELENKTE FLARAKETE

modelcollect

A.MIG 011 RAL 7028 DUNKELGELB AUS '44 DG I	A.MIG 003 RAL 6011 RESEDAGRÜN	A.MIG 008 RAL 7021 DUNKELGRAU	A.MIG 035 DARK TRACKS	A.MIG 037 NEW WOOD	A.MIG 911 GREY SHINE
A.MIG 014 RAL 8012 ROTBRAUN	A.MIG 218 RLM 65 SCHWARTZGRAU	A.MIG 042 OLD RUST	A.MIG 046 MATT BLACK	A.MIG 057 Yellow Grey	



MODELCOLLECT


Color info and profiles by



GERMAN WWII WASSERFALL FERNGELENKTE FLARAKETE

modelcollect

A.MIG 011 RAL 7026 DUNKELGELB AUS '44 DG I	A.MIG 003 RAL 6011 RESEDAGRÜN	A.MIG 008 RAL 7021 DUNKELGRAU	A.MIG 035 DARK TRACKS	A.MIG 037 NEW WOOD	A.MIG 911 GREY SHINE
A.MIG 014 RAL 8012 ROTBRAUN	A.MIG 218 RLM 66 SCHWARTZGRAU	A.MIG 042 OLD RUST	A.MIG 046 MATT BLACK	A.MIG 057 Yellow Grey	



MODELCOLLECT

Color info and profiles by



搜模閣

modelcollect

hobby.dn.ua