



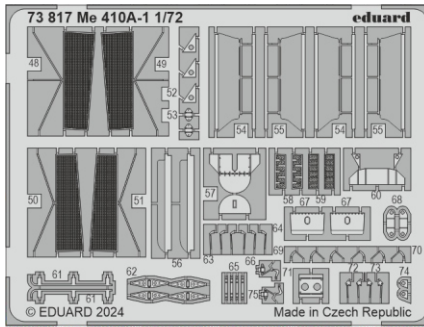
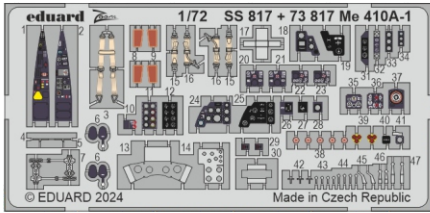
Me 410A-1

eduard

73 817

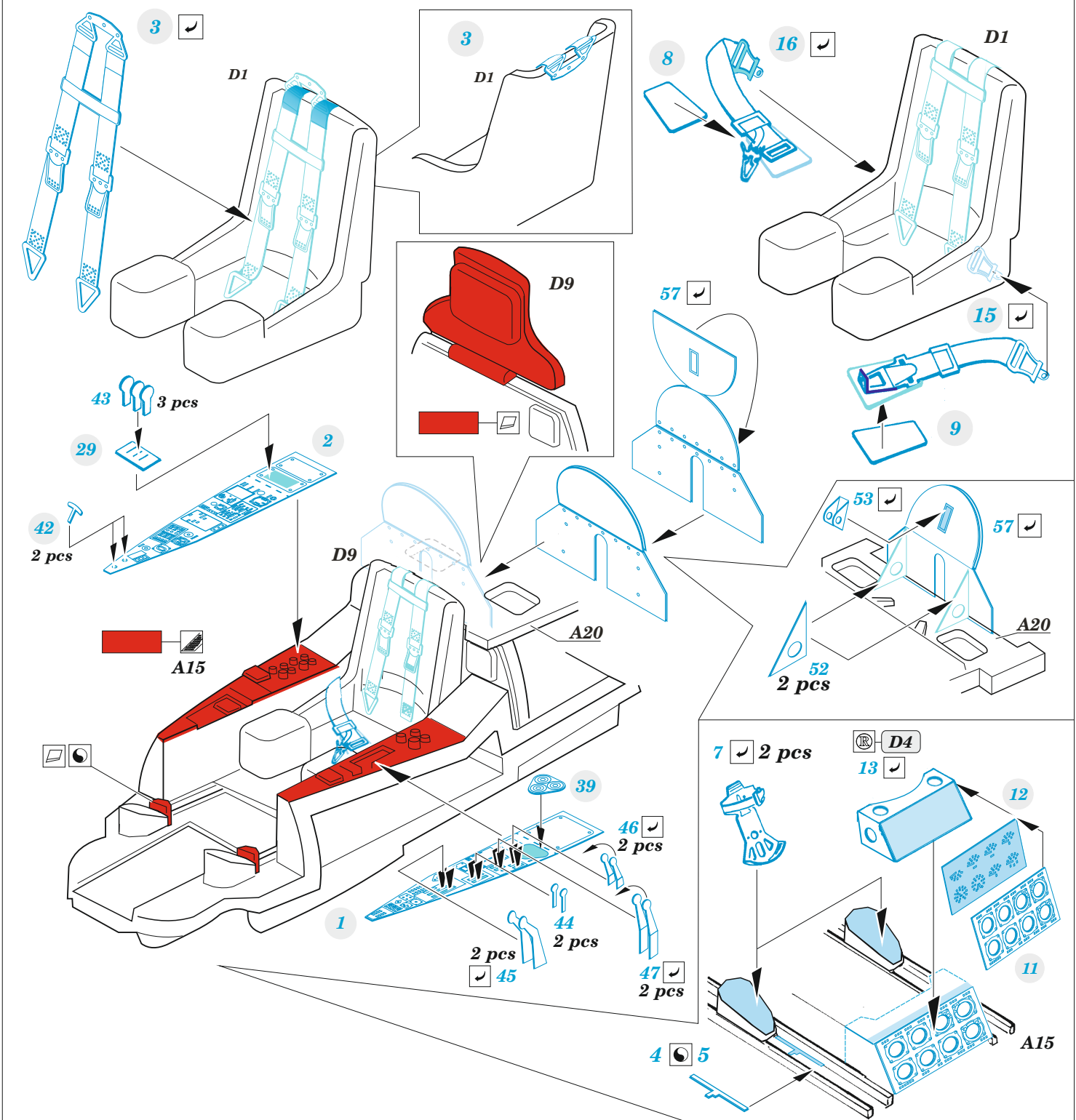
1/72

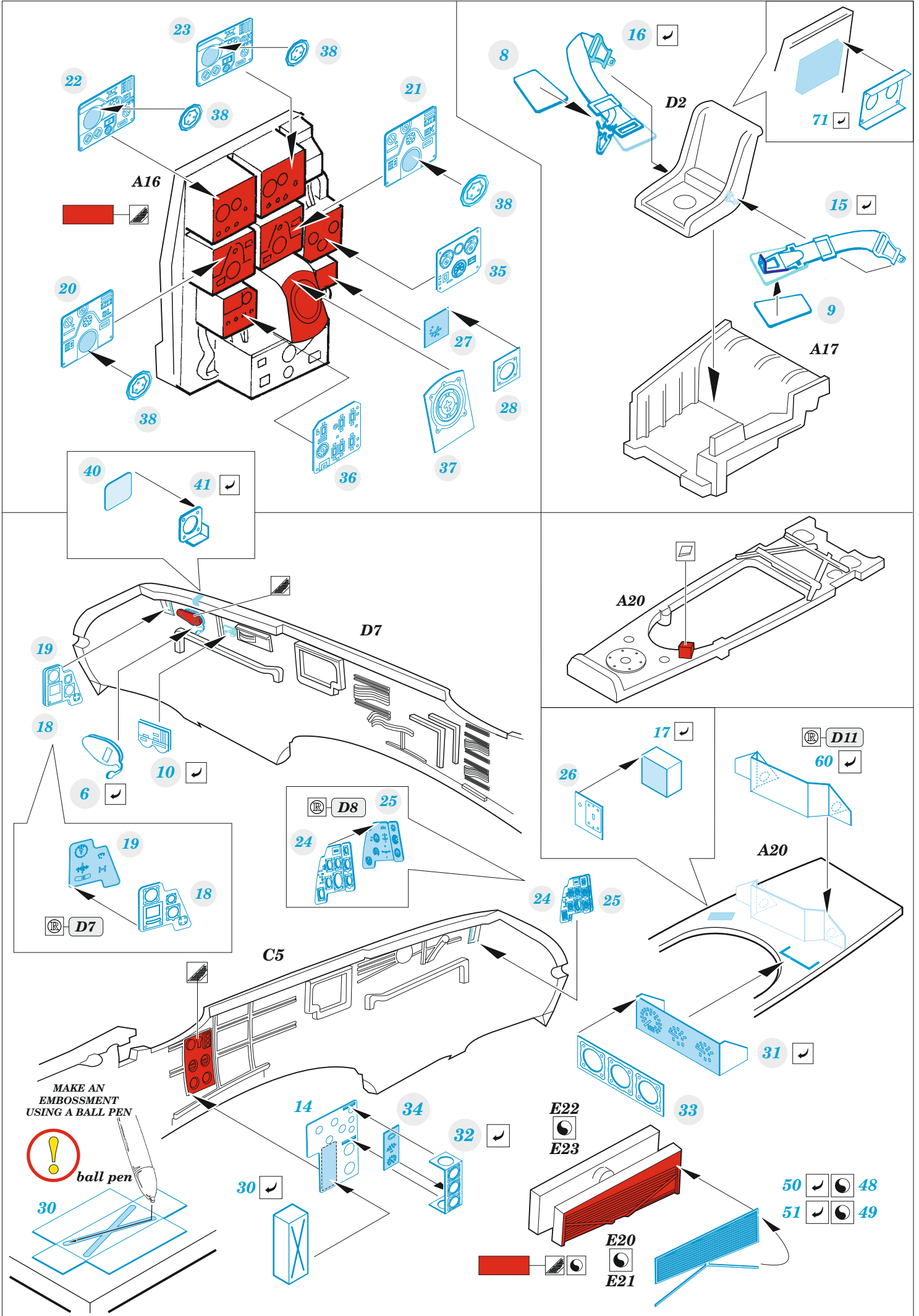
detail set for 1/72 AIRFIX kit • sada detailů pro stavebnici 1/72 AIRFIX



- APPLY EXPRESS MASK AND PAINT BEFORE GLUING
POUŽIT EXPRESS MASK NABARVIT PŘED SLEPENÍM
 - SYMMETRICAL ASSEMBLY
SYMETRICKÁ MONTÁŽ
 - REMOVE
ODSTRANIT
 - GRIND
OBROUSIT
 - DRILL HOLE
VRTAT OTVOR
 - COLORED ETCHED PARTS
LEPTANÉ BAREVNÉ DÍLY
 - ETCHED PARTS
LEPTANÉ NEBAREVNÉ DÍLY
 - ORIGINAL KIT PARTS
PŮVODNÍ DÍLY STAVEBNICE
- BEND
OHNOUT
 - OPTION
VOLBA
 - REPLACE
NAHRADIT
 - REVERSE SIDE
OTOČIT

| | | | |
|---|------------------------------------|--|----------------|
| ORIGINAL KIT PARTS PŮVODNÍ DÍLY STAVEBNICE | PHOTO-ETCHED PARTS LEPTANÉ DÍLY | PARTS TO BE REMOVED DÍLY K ODSTRANĚNÍ | FILL TMELIT |
|---|------------------------------------|--|----------------|





MAKE AN EMBOSMENT USING A BALL PEN



ball pen

30

30

14

34

32

E22
E23

E20
E21

33

50

51

48

49

23

38

22

38

21

8

16

71

A16

38

35

15

20

27

A17

9

38

28

36

37

40

41

A20

19

D7

18

6

10

17

D11

60

D8

25

24

24

25

A20

C5

19

18

D7

26

31

31

MAKE AN EMBOSMENT USING A BALL PEN



ball pen

30

30

14

34

32

E22
E23

E20
E21

33

50

51

48

49

